


SOLOdrive

SOLOdrive offers industry-best Natural Dimming to dark - LED dimming made beautiful! With any dimmer, in any application. Symbiosis on SOLOdrive stands for unity, for the SOLOdrive working seamlessly together with LED modules, controls and intelligent luminaire elements.

Product offering



SOLOdrive 30B-M1Z0D

Part number (P/N)	SL30B-M1Z0D1
Product description	SOLOdrive AC, 30W, DALI-2, 1 control channel, constant current, 1x 42V output, bottom feed, square metal

Features & benefits

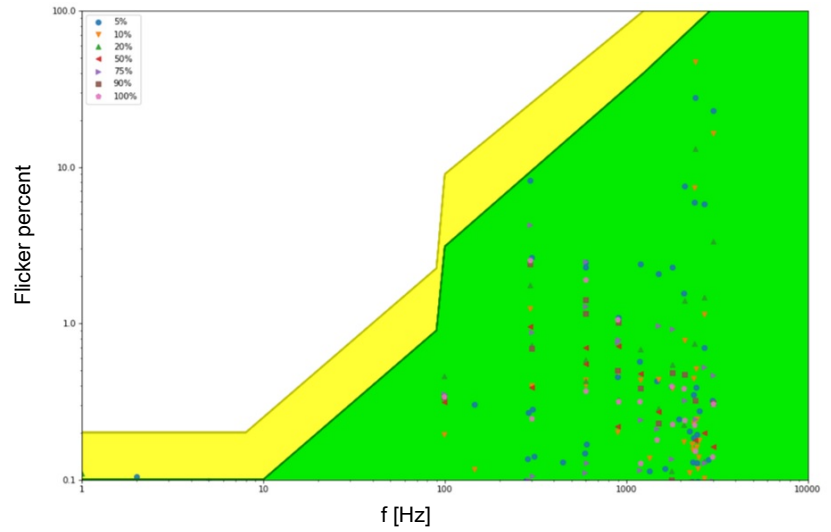
Natural dimming	Dim to dark, smooth brightness changes, excellent flicker performance, adaptable dimming curves, configurable minimum dimming level
Symbiosis	Seamless interoperability with LED modules, controls and in-luminaire intelligent devices
LEDcode	LEDcode2 connects to integrated digital accessories, supports location-based IoT applications and enables wired and wireless lighting control through LEDcode peripheral devices
Programmable	Fine-tune your driver for any application
Camera compatibility	Hybrid HydraDrive technology is proven to work in TV studios and security camera environments

Project name:	Contact details:
Project number:	
LED driver order number:	

Typical flicker performance

Typical flicker performance

Typical flicker percent as a function of frequency, measured across the dimming range. The results are overlaid with the low-risk (yellow) and no observable effect (green) levels as defined in IEEE P1789.



Electrical specifications

Driver type	constant current
Number of LED outputs	1
Maximum LED output power	30W
Programmable LED output current range	150 - 1,400mA
LED output type	Programmable in 1mA increments within specified current range
LED output voltage range	15 - 42V
Nominal input voltage range AC	120-277V (UL)
Control protocol	DALI-2 Device Type 6 LEDcode2
Control channels	1

Certifications




Warranty

Warranty period [General Terms and Conditions](#)

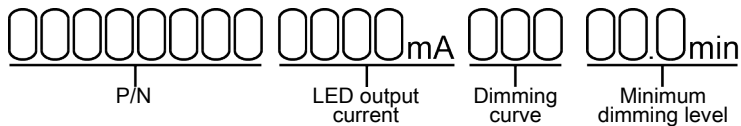
Dimensions, weight, packaging

Length (L)	typical: 130.0 mm / 5.12 in
Width (W)	typical: 72.4 mm / 2.85 in
Height (H)	typical: 29.0 mm / 1.14 in
Weight	282 g
Products per box	40 pcs

Connector layout



Order number configurator



P/N	LED driver part number.
LED output current	Enter value in 1mA increments, e.g. "811" for 811mA
Dimming curve	"LOG" for logarithmic (default) "LIN" for linear
Minimum dimming level	Leave blank for default minimum dimming level of 0.1%. Specify in 0.1% increments, e.g. "10.5" for 10.5%.

Europe, Rest of World

eldoLED B.V.
Science Park Eindhoven 5125
5692 ED Son
The Netherlands

E: info@eldoled.com
W: www.eldoled.com

North America

eldoLED America
One Lithonia Way
Conyers, GA 30012
USA

E: info@eldoled.com
W: www.eldoled.com
