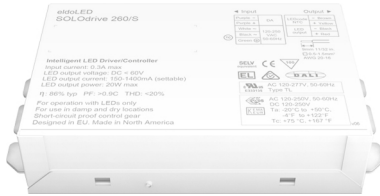


SOLOdrive

SOLOdrive offers industry-best Natural Dimming to dark - LED dimming made beautiful! With any dimmer, in any application. Symbiosis on SOLOdrive stands for unity, for the SOLOdrive working seamlessly together with LED modules, controls and intelligent luminaire elements.

Product offering



SOLOdrive 261/S

Part number (P/N)	SL0261S2
Product description	SOLOdrive, 20W, 0-10V, 1 control channel, constant current, 1x 55V output, side feed, metal square

Features & benefits

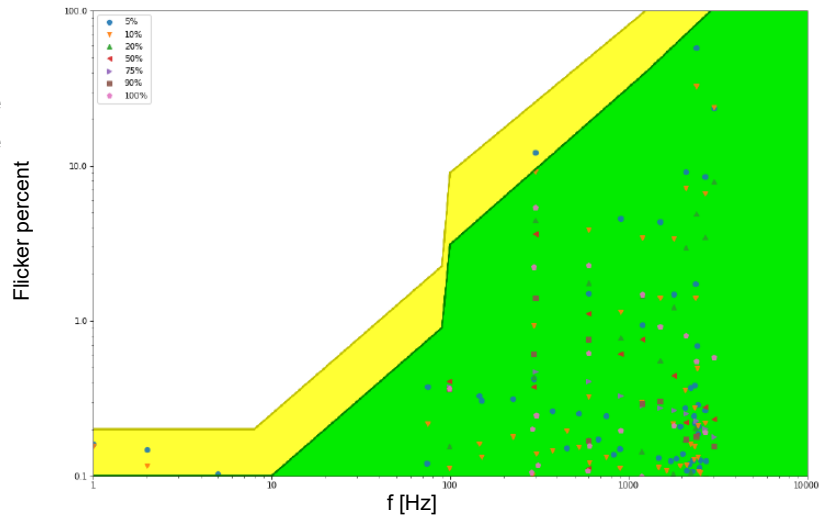
Natural dimming	Dim to dark, smooth brightness changes, excellent flicker performance, adaptable dimming curves, configurable minimum dimming level
LEDcode	Configurable design to work with most constant current LED modules and arrays, while providing a connection point to integrated peripheral controls
Programmable	Fine-tune your driver for any application
Performance	Universal input voltage range, low inrush current and total harmonic distortion (THD), high power factor and efficiency
Camera compatibility	Hybrid HydraDrive technology is proven to work in TV studios and security camera environments

Project name:	Contact details:
Project number:	
LED driver order number:	

Typical flicker performance

Typical flicker performance

Typical flicker percent as a function of frequency, measured across the dimming range. The results are overlaid with the low-risk (yellow) and no observable effect (green) levels as defined in IEEE P1789.



Electrical specifications

Driver type	Constant current
Number of LED outputs	1 (UL Class 2)
Maximum LED output power	20W
Programmable LED output current range	150 - 1400mA
LED output type	Programmable in 1mA increments within specified current range
LED output voltage range	2 - 55V
Nominal input voltage range AC	120 - 250V (ENEC), 120 - 277V (UL)
Nominal input voltage range DC	120 - 250V
Control protocol	0-10V LEDcode
Control channels	1

Certifications



Warranty

Warranty period [General Terms and Conditions](#)

Dimensions, weight, packaging

Length (L) typical: 130 mm / 5.12 in

Width (W) typical: 70.9 mm / 2.79 in

Height (H) typical: 28.5 mm / 1.12 in

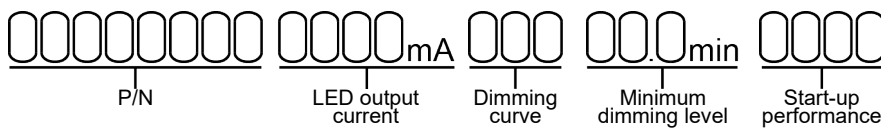
Weight 285.5 g

Products per box 48 pcs

Connector layout



Order number configurator



P/N LED driver part number

LED output current Enter value in 1mA increments, e.g. "811" for 811mA

Dimming curve "LOG" for logarithmic (default)
"LIN" for linear
"SLN" for soft-linear
"SQU" for square

Minimum dimming level Leave blank for default minimum dimming level of 0.1%. Specify in 0.1% increments, e.g. "10.5" for 10.5%.

Start-up performance Enter "CA24" for improved start-up performance to comply with ENERGY STAR Luminaires v2.0 and the latest CA Title 24 standard, effective January 2017.

Europe, Rest of World

eldoLED B.V.
Science Park Eindhoven 5125
5692 ED Son
The Netherlands

E: info@eldoled.com
W: www.eldoled.com

North America

eldoLED America
One Lithonia Way
Conyers, GA 30012
USA

E: info@eldoled.com
W: www.eldoled.com
