

## SOLOdrive

SOLOdrive offers industry-best Natural Dimming to dark - LED dimming made beautiful! With any dimmer, in any application. Symbiosis on SOLOdrive stands for unity, for the SOLOdrive working seamlessly together with LED modules, controls and intelligent luminaire elements.

## Product offering



### SOLOdrive 367/A

Part number (P/N)	SL0367A6
Product description	SOLOdrive, 30W, LEDcode2, 1 control channel, constant current, 1x 55V output, side feed, plastic long

## Features & benefits

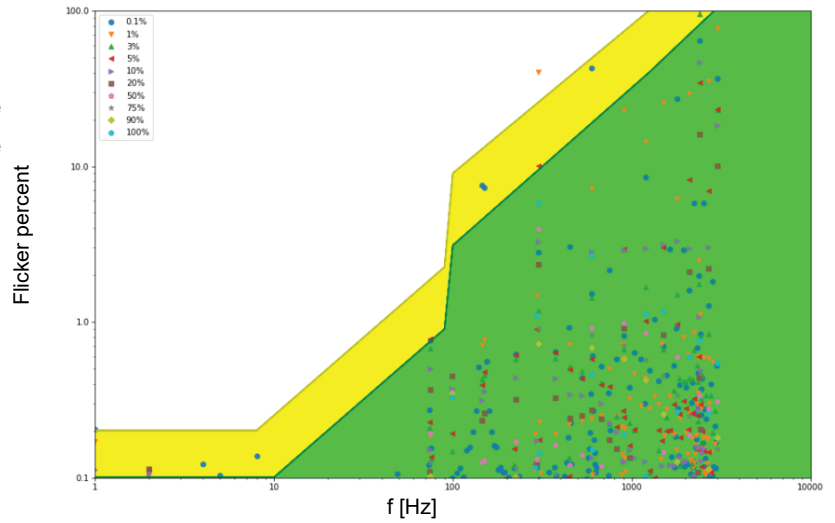
Natural dimming	Dim to dark, smooth brightness changes, excellent flicker performance, adaptable dimming curves, configurable minimum dimming level
Symbiosis	Seamless interoperability with LED modules, controls and in-luminaire intelligent devices
LEDcode	LEDcode2 connects to integrated digital accessories, supports location-based IoT applications and enables wired and wireless lighting control through LEDcode peripheral devices
Programmable	Fine-tune your driver for any application
Performance	Universal input voltage range, low inrush current and total harmonic distortion (THD), high power factor and efficiency
Camera compatibility	Hybrid HydraDrive technology is proven to work in TV studios and security camera environments

Project name:	Contact details:
Project number:	
LED driver order number:	

## Typical flicker performance

Typical flicker performance

Typical flicker percent as a function of frequency, measured across the dimming range. The results are overlaid with the low-risk (yellow) and no observable effect (green) levels as defined in IEEE P1789.



## Electrical specifications

Driver type	Constant current
Number of LED outputs	1 (UL Class 2)
Maximum LED output power	30W
Programmable LED output current range	150 - 1400mA
LED output type	Programmable in 1mA increments within specified current range
LED output voltage range	2 - 55V
Nominal input voltage range AC	120 - 250V (ENEC), 120 - 277V (UL)
Nominal input voltage range DC	120 - 250V
Control protocol	LEDcode2
Control channels	1

## Certifications



## Warranty

Warranty period [General Terms and Conditions](#)

## Dimensions, weight, packaging

Length (L) typical: 210 mm / 8.27 in


Width (W) typical: 40 mm / 1.57 in

Height (H) typical: 33.5 mm / 1.32 in

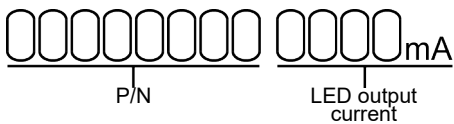
Weight 204 g

Products per box 50 pcs

## Connector layout



## Order number configurator



P/N LED driver part number

LED output current Enter value in 1mA increments, e.g. "811" for 811mA

### Europe, Rest of World

eldoLED B.V.  
Science Park Eindhoven 5125  
5692 ED Son  
The Netherlands

E: [info@eldoled.com](mailto:info@eldoled.com)  
W: [www.eldoled.com](http://www.eldoled.com)

### North America

eldoLED America  
One Lithonia Way  
Conyers, GA 30012  
USA

E: [info@eldoled.com](mailto:info@eldoled.com)  
W: [www.eldoled.com](http://www.eldoled.com)