

**Colour
is our nature**

45W DMX/RDM/DALI Full-Colour (RGBW) Dimmable LED Driver

POWERdrive

POWERdrive's dynamic response can be tuned to fit any content - from exceptionally smooth fades in architecture to fast-paced video in entertainment. This constant current LED driver is DMX/RDM/DALI compatible, and allows you to create your colour or dynamic show without an external controller. Symbiosis ensures the LED driver works seamlessly together with LED modules, controls and intelligent luminaire elements.

Product offering



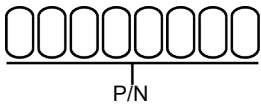
POWERdrive 45/D

Part number P/N	PWR045D2
Product description	POWERdrive DC, 45W, DMX/RDM/DALI, 4 control channels, constant current, 4x LED outputs, plastic long

Warranty

Warranty period	General Terms and Conditions
-----------------	--

Order number configurator



P/N	LED driver part number.
-----	-------------------------

Input characteristics

Nominal input voltage range DC	12 - 32V
Maximum input current	2.2A

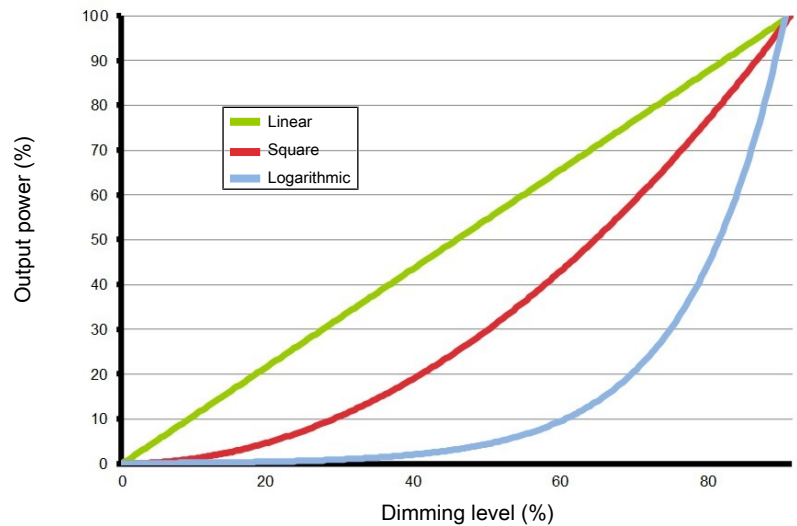
Output characteristics

Maximum LED output power	45W
Number of LED outputs	4 (UL Class 2)
Programmable LED output current range	200 - 500mA
LED output type	programmable in 50mA steps via user interface on driver programmable in 1mA steps via DMX terminal and FluxTool
LED output current tolerance	+/- 5% at programmed LED output current
LED output voltage range	11 - 31V (Vsup - 1V)

Control characteristics

Control channels	4
Control protocol	DMX/RDM/DALI
Dimming range	100% - 0.1%
Dimming curve options	Logarithmic (default) Linear Square
Dimming method	HydraDrive

Dimming curves



Environmental conditions

Operating ambient temperature (Ta) range	-20 °C to +50 °C
Maximum operating case temperature (Tc max)	65 °C

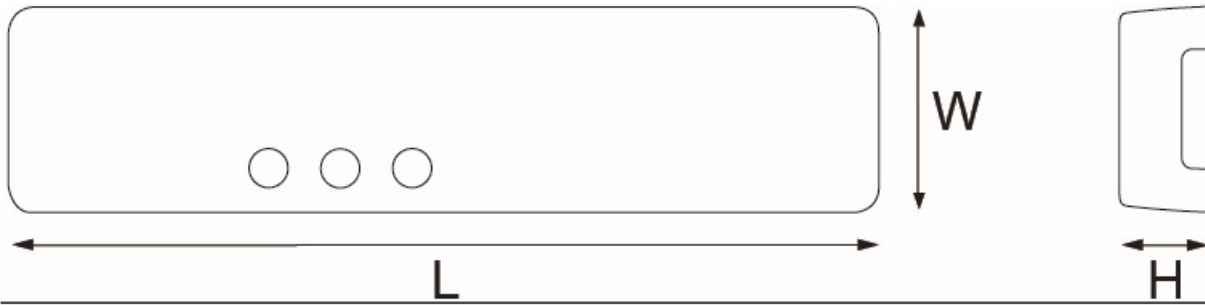
LED driver protection

Thermal	The LED output current is decreased whenever the internal LED driver temperature exceeds factory preset temperature. The LED output current is increased again once the internal LED driver temperature drops below this internal temperature threshold. If the internal LED driver temperature continues to increase, despite a decrease in output current, the LED driver will shut down.
LED output short circuit	The LED output current is cut off whenever the LED driver detects a short-circuit. The LED driver will attempt a restart every 400ms after a short-circuit is detected.
LED output overload	The LED driver decreases the LED output current sequentially, until it reaches its maximum rated power, whenever a load that exceeds the LED driver's maximum rated power is connected to the LED output.
Reverse polarity	The LED driver will not yield any current if the polarity of the load on the LED output is reversed. This situation will not damage the LED driver but may damage the LED load.

LED protection

Thermal protection LED	An external NTC thermistor, which is placed on a PCB near the LEDs, can be connected to the driver via the LEDcode/NTC terminals. The output current to the LEDs is then decreased by 75% whenever the NTC exceeds a maximum allowable temperature, which is specified by the user in the FluxTool software. The default NTC temperature limit is set to 70 °C.
Thermistor value	10kΩ
Suitable thermistors	NCP18XH103FO3RB / Murata B57703M103G / Epcos 238164073103 / Vishay BC Components

LED driver mechanical details




Length (L)	typical: 193 mm / 7.6 in
Width (W)	typical: 50 mm / 1.97 in
Height (H)	typical: 23 mm / 0.91 in
Weight	191 g

Packaging

Products per box	12 pcs
------------------	--------

Connector layout



Wiring Specifications

Wire Type	VDC: AWG 26-20, 0.14-0.5 mm ² EXT in, DALI, DMX: AWG 24-20, 0.25-0.5 mm ² LED, NTC: AWG 20-16, 0.5-1.5 mm ² solid or stranded copper
-----------	--

Wire strip length	VDC: 11 mm / 0.43in All other connectors: 9 mm / 0.35in
-------------------	--

Calibrated start-up procedure

For optimized DMX dimming performance.	While switching the mains input voltage, the DMX signal to the LED driver needs to be at 100% (255). Unused or open LED outputs of the driver need to be disabled. This can be achieved by programming the driver with the eldoLED Fluxtool software. In the "Setup – Control menu", select "Group scaling" for each unused or open LED output and change the actual value to '0', and write into the driver. For all LED outputs in use, change the value to '255'.
--	--

Standards and compliance

UL, recognized component	UL 1310 UL 8750 (Class 2 output)
ENEC safety	EN 61347-1 EN 61347-2-13 (Emergency lighting)
Conducted emissions	EN 55015
Radiated emissions	EN 55015
DALI	EN 62386-101/102/207
DMX	E1.11 – 2008, USITT DMX512-A ANSI E1.20
Restriction of hazardous substances	RoHS3 (Directives 2011/65/EU-2015/863/EU)

Certifications



Safety



Risk of electrical shock. May result in serious injury or death. Disconnect power before servicing or installing.



The LED driver may only be connected and installed by a qualified electrician. All applicable regulations, legislation, and building codes must be observed. Incorrect installation of the LED driver can cause irreparable damage to the LED driver and the connected LEDs.

Pay attention when connecting the LEDs: polarity reversal results in no light output and often damages the LEDs.



LED drivers are designed and intended to operate LED loads only. Powering non-LED loads may push the LED driver outside its specified design limits and is, therefore, not covered by any warranty.



eldoLED products are designed to meet the performance specifications as outlined at certain operating conditions in the data sheet. It is the responsibility of the fixture manufacturer to test and validate the design and operation of the system under expected and potential use cases, including faults.



Please observe voltage drop over long cable lengths. Longer cable lengths increase EMI susceptibility.



Product renderings and dimensional drawings are generic for the housing type. Product label, connector type and quantity may vary.

Europe, Rest of World

eldoLED B.V.
Science Park Eindhoven 5125
5692 ED Son
The Netherlands

E: info@eldoled.com
W: www.eldoled.com

North America

eldoLED America
One Lithonia Way
Conyers, GA 30012
USA

E: info@eldoled.com
W: www.eldoled.com
