

SOLOdrive

SOLOdrive offers industry-best Natural Dimming to dark - LED dimming made beautiful! With any dimmer, in any application. Symbiosis on SOLOdrive stands for unity, for the SOLOdrive working seamlessly together with LED modules, controls and intelligent luminaire elements.

Product offering



SOLOdrive 368/U

Part number (P/N)	SL0368U2
Product description	SOLOdrive AC, 30W, LEDcode2 + AUX, 1 control channel, constant current, 1x 55V output, side feed, long metal

Features & benefits

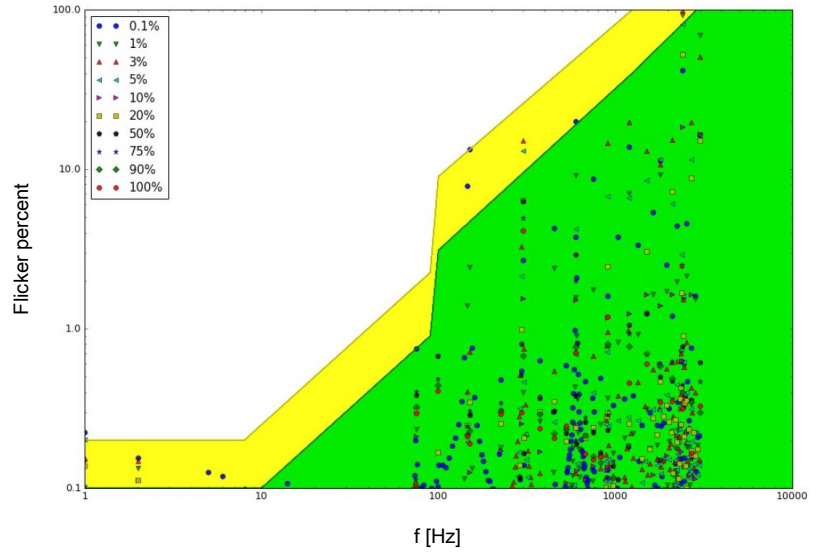
Natural dimming	Dim to dark, smooth brightness changes, excellent flicker performance, adaptable dimming curves, configurable minimum dimming level
Symbiosis	Seamless interoperability with LED modules, controls and in-luminaire intelligent devices
LEDcode	LEDcode2 connects to integrated digital accessories, supports location-based IoT applications and enables wired and wireless lighting control through LEDcode peripheral devices
Programmable	Fine-tune your driver for any application
Performance	Low inrush current and total harmonic distortion (THD), high power factor and efficiency
Camera compatibility	Hybrid HydraDrive technology is proven to work in TV studios and security camera environments

Project name:	Contact details:
Project number:	
LED driver order number:	

Typical flicker performance

Typical flicker performance

Typical flicker percent as a function of frequency, measured across the dimming range. The results are overlaid with the low-risk (yellow) and no observable effect (green) levels as defined in IEEE P1789.



Electrical specifications

Driver type	constant current
Number of LED outputs	1 (UL Class 2)
Maximum LED output power	30W
Programmable LED output current range	150-1,400mA
LED output type	Programmable in 1mA increments within specified current range
LED output voltage range	2-55V
Auxiliary output	15.5 - 25V DC, 18mA max
Nominal input voltage range AC	120-250V (ENEC) 120-277V (UL)
Nominal input voltage range DC	120-250V
Control protocol	LEDcode2
Control channels	1

Certifications



Warranty

Warranty period [General Terms and Conditions](#)

Dimensions, weight, packaging

Length (L) typical: 280 mm / 11.02 in


Width (W) typical: 30 mm / 1.18 in

Height (H) typical: 21 mm / 0.83 in

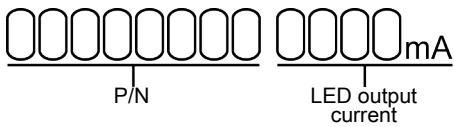
Weight 220 g

Products per box 50 pcs

Connector layout



Order number configurator



P/N LED driver part number.

LED output current Enter value in 1mA increments, e.g. "811" for 811mA

Europe, Rest of World

eldoLED B.V.
Science Park Eindhoven 5125
5692 ED Son
The Netherlands

E: info@eldoled.com
W: www.eldoled.com

North America

eldoLED America
One Lithonia Way
Conyers, GA 30012
USA

E: info@eldoled.com
W: www.eldoled.com