

# Preset counters electromechanic

1 preset, adding

Display 5-digits, manual reset button

FE304, FE314, FE324



FE304 - socket box



FE314 - front panel with screw mount



FE324 - front panel with spring clip mount

## Features

- Preset counter with one preset
- Adding
- Display 5-digits
- With reset button

## Technical data - electrical ratings

Voltage supply	24/110 VAC $\pm 10\%$ (50/60 Hz) 230 VAC $+6/-10\%$ (50/60 Hz) 24 VDC $\pm 10\%$
Residual ripple	<48 %
Nominal frequency	50 / 60 Hz
Pulse ratio	1:1
Service life	100 million impulses
Preset	1 preset
Output contact	Change-over contact by micro-switch, one-pole
Switching capacity	100 VA / 30 W
Limit switch lifetime	1 million switching cycles
Spark extinguisher	Recommended for inductive load
Standard DIN EN 61010-1	Protection class II Overvoltage category II Pollution degree 2
Emitted interference	DIN EN 61000-6-4
Interference immunity	DIN EN 61000-6-2

# Preset counters electromechanic

1 preset, adding  
Display 5-digits, manual reset button

FE304, FE314, FE324

## Technical data - mechanical design

Display	White numbers on black
Number of digits	5-digits
Digit height	4.5 mm (position value) 3.5 mm (preset)
Count mode	1 impulse = 1 count
Step-by-step switching	Adding in 2 half steps
Measuring range	99 999
Zero setting	Manual by reset button
Ambient temperature	0...+45 °C
Storage temperature	-20...+70 °C
Relative humidity	80 % non-condensing
Protection DIN EN 60529	IP 41
Connection	Soldering pins (flat)
Weight approx.	150 g
Material	Housing: Noryl PPO, black

### FE304

Housing type	Socket box
Mounting	Socket box
Dimensions W x H x L	50 x 50 x 85.9 mm
Cutout dimensions	50 x 50 mm
Mounting depth	85.9 mm

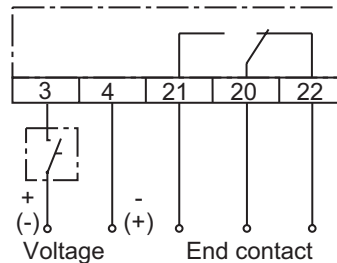
### FE314

Housing type	Built-in housing
Mounting	Front panel with 2 screws
Dimensions W x H x L	60 x 75 x 61 mm
Cutout dimensions	51 x 51 mm
Mounting depth	77.5 mm

### FE324

Housing type	Built-in housing
Mounting	Front panel with spring clips
Dimensions W x H x L	53.2 x 53.2 x 61 mm
Cutout dimensions	51 x 51 mm
Mounting depth	77.5 mm

## Connection diagram



## Trigger level

### Max. counting speed 10 pulses/s

Voltage	24/110 VAC ±10 % 230 VAC +6/-10 %
Power	2.4 VA
Min. pulse duration	50 ms
Min. pulse interval	50 ms
Switch on time (at 25 °C)	100 %

### Max. counting speed 20 pulses/s

Voltage	24 VDC ±10 %
Power	2.2 W
Min. pulse duration	25 ms
Min. pulse interval	25 ms
Switch on time (at 25 °C)	100 %

## Accessories

### Front panels for FE304

Z 100.02A	Front panel with transparent protective cover, for socket box 50 x 50 mm
-----------	--

### Front frames for FE304

Z 102.01A	Front frame with knob lock provided on transparent cover
Z 102.02A	Front frame with cylinder lock provided on transparent cover
Z 107.02A	Front frame, insertion cutout 50 x 50 mm

# Preset counters electromechanic

1 preset, adding

Display 5-digits, manual reset button

## FE304, FE314, FE324

### Part number

#### Socket box

FE304. 550A [ ] B

Display  
B 5-digits 99999

Voltage  
A3 24 VDC  
A5 24 VAC  
A8 110 VAC  
A9 230 VAC

Zero setting  
550A With reset button

#### Front panel with screw mount

FE314. 550A [ ] B

Display  
B 5-digits 99999

Voltage  
A3 24 VDC  
A5 24 VAC  
A8 110 VAC  
A9 230 VAC

Zero setting  
550A With reset button

#### Front panel with spring clips mount

FE324. 550A [ ] B

Display  
B 5-digits 99999

Voltage  
A3 24 VDC  
A5 24 VAC  
A8 110 VAC  
A9 230 VAC

Zero setting  
550A With reset button

# Preset counters electromechanic

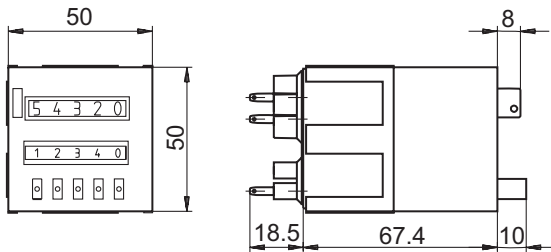
1 preset, adding

Display 5-digits, manual reset button

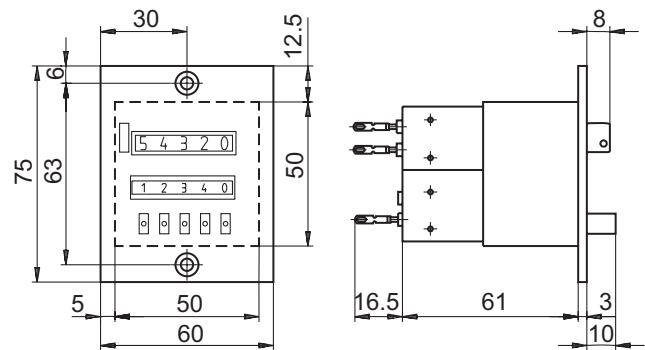
FE304, FE314, FE324

## Dimensions

FE304 - socket box



FE314 - front panel with 2 screws



FE324 - front panel with spring clip mount

