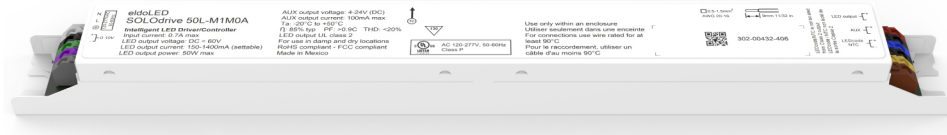


**SOLOdrive**

SOLOdrive offers industry-best Natural Dimming to dark - LED dimming made beautiful! With any dimmer, in any application. Symbiosis on SOLOdrive stands for unity, for the SOLOdrive working seamlessly together with LED modules, controls and intelligent luminaire elements.

**Product offering**



**SOLOdrive 50L-M1M0A**

Part number (P/N)	SL50L-M1M0A1
Product description	SOLOdrive AC, 50W, 0-10V + AUX, 1 control channel, constant current, 1x 55V outputs, side feed, long metal

**Features & benefits**

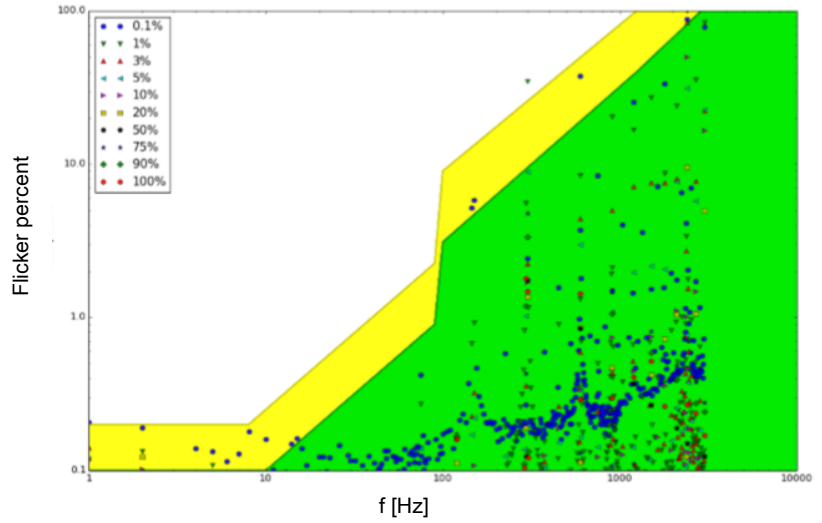
Natural dimming	Dim to dark, smooth brightness changes, excellent flicker performance, adaptable dimming curves, configurable minimum dimming level
Symbiosis	Seamless interoperability with LED modules, controls and in-luminaire intelligent devices
LEDcode	Configurable design to work with most constant current LED modules and arrays, while providing a connection point to integrated peripheral controls
Programmable	Fine-tune your driver for any application
Performance	Universal input voltage range, low inrush current and total harmonic distortion (THD), high power factor and efficiency
Camera compatibility	Hybrid HydraDrive technology is proven to work in TV studios and security camera environments

Project name:	Contact details:
Project number:	
LED driver order number:	

## Typical flicker performance

Typical flicker performance

Typical flicker percent as a function of frequency, measured across the dimming range. The results are overlaid with the low-risk (yellow) and no observable effect (green) levels as defined in IEEE P1789.



## Electrical specifications

Driver type	constant current
Number of LED outputs	1
Maximum LED output power	50W
Programmable LED output current range	150 - 1400mA
LED output type	Programmable in 1mA increments within specified current range
LED output voltage range	2 - 55V
Auxiliary voltage resolution	1V (below 16V) 2V (above 16V)
Auxiliary output	4 - 24V DC, 100mA max
Nominal input voltage range AC	120 - 277V (UL)
Control protocol	0-10V LEDcode
Control channels	1

## Certifications



## Warranty

Warranty period [General Terms and Conditions](#)

## Dimensions, weight, packaging

Length (L) typical: 320.0 mm / 12.6 in

Width (W) typical: 30.0 mm / 1.18 in

Height (H) typical: 25.8 mm / 1.02 in

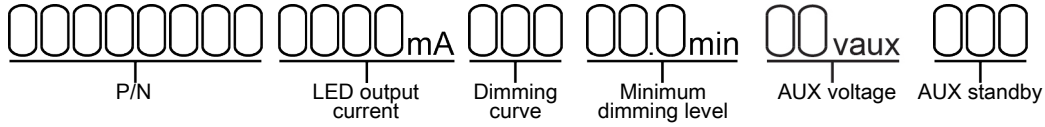
Weight 280 g

Products per box 50 pcs

## Connector layout



## Order number configurator



P/N	LED driver part number.
LED output current	Enter value in 1mA increments, e.g. "811" for 811mA
Dimming curve	"LOG" for logarithmic (default) "LIN" for linear "SLN" for soft-linear "SQU" for square
Minimum dimming level	Leave blank for default minimum dimming level of 0.1%. Specify in 0.1% increments, e.g. "10.5" for 10.5%.
AUX voltage	The AUX voltage is selectable in 1V increments between 4V and 16V and 2V increments between 16V and 24V.  <b>If left blank, the default AUX voltage is 16V.</b>
AUX standby	The AUX output can be either "ON" or "OFF" when the driver is in standby mode. If a peripheral device depends on the AUX for normal operation, even if the driver is in standby mode, this option shall be set to "ON". If AUX is not used to power any peripheral device, the AUX may be set to "OFF" during standby; this ensures that the total driver standby power is less than 0.5W.  <b>If left blank, the default AUX standby option is "ON".</b>

### Europe, Rest of World

eldoLED B.V.  
Science Park Eindhoven 5125  
5692 ED Son  
The Netherlands

E: [info@eldoled.com](mailto:info@eldoled.com)  
W: [www.eldoled.com](http://www.eldoled.com)

### North America

eldoLED America  
One Lithonia Way  
Conyers, GA 30012  
USA

E: [info@eldoled.com](mailto:info@eldoled.com)  
W: [www.eldoled.com](http://www.eldoled.com)