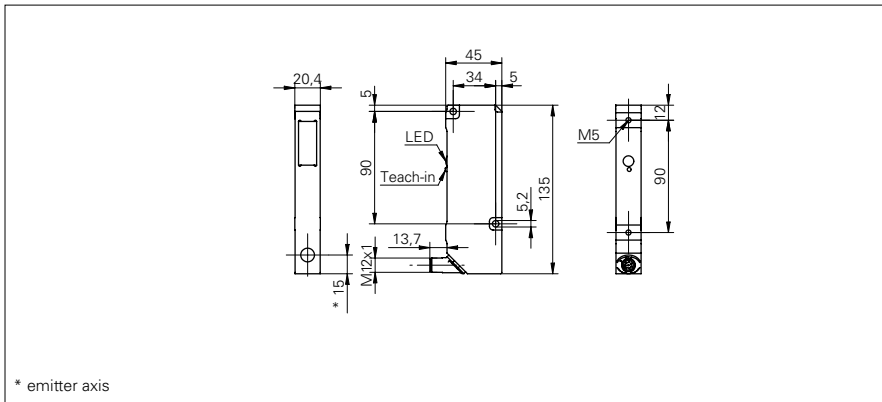


**Distance sensors**

**OADM 21I6580/S14F**

**dimension drawing**



**general data**

measuring distance Sd	100 ... 600 mm
adjustment	Teach-in: button / external
Teach-in range min.	> 10 mm
power on indication	LED green
soiled lens indicator	LED red
resolution	0,01 ... 0,25 mm
linearity error	± 0,07 ... ± 1 mm
light source	pulsed red laser diode
wave length	650 nm
laser class	2
beam type	line
beam width	2 mm
beam height	4 ... 13 mm
temperature drift	< 0,012 % Sde/K

**electrical data**

response time / release time	< 4 ms
voltage supply range +Vs	12 ... 28 VDC
current consumption max. (no load)	100 mA
output circuit	analog
output signal	4 ... 20 mA / 0 ... 10 VDC
load resistance (analog I)	< (+Vs - 6 V) / 0,02 A
load resistance (analog U)	> 100 kOhm
output current	< 100 mA
alarm output	PNP
short circuit protection	yes
reverse polarity protection	yes, Vs to GND

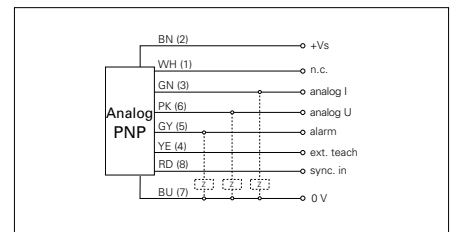
**mechanical data**

width / diameter	20,4 mm
height / length	135 mm
depth	45 mm
type	rectangular
housing material	aluminum
front (optics)	glass
connection types	connector M12 8 pin, rotatable


**photo**



**connection diagram**



**alignment of the laser line**



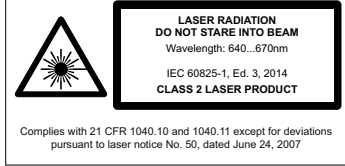
## Distance sensors

## OADM 21I6580/S14F

### ambient conditions

ambient light immunity	< 10 kLux
operating temperature	0 ... +50 °C
protection class	IP 67

### laser warning



Complies with 21 CFR 1040.10 and 1040.11 except for deviations pursuant to laser notice No. 50, dated June 24, 2007

