

Sine encoders

Blind hollow shaft $\varnothing 16$ mm or cone shaft $\varnothing 17$ mm (1:10)

720...5000 sinewave cycles per turn

HOGS 100



HOGS 100 with radial terminal box

Features

- Blind hollow shaft $\varnothing 16$ mm or cone shaft $\varnothing 17$ mm (1:10)
- Up to 5000 sinewaves cycles per turn
- Low harmonic content (patented LowHarmonics technology)
- Top-quality SinCos output-signals
- Protection against inductive shaft current
- Large terminal box, turn by 180° or axial terminal cover

Technical data - electrical ratings

Voltage supply	5 VDC ± 10 % 9...30 VDC
Consumption w/o load	≤ 90 mA
Sinewave cycles per turn	720...5000
Phase shift	90°
Reference signal	Zero pulse, width 90°
Sensing method	Optical
Output signals	K1, K2, K0 + inverted
Output stages	SinCos 1 Vpp
Difference of SinCos amplitude	≤ 20 mV
Harmonics typ.	-50 dB
DC offset	≤ 20 mV
Bandwidth	250 kHz (-3 dB)
Interference immunity	EN 61000-6-2
Emitted interference	EN 61000-6-3
Approvals	CE, UL approval / E256710

Technical data - mechanical design

Size (flange)	$\varnothing 105$ mm
Shaft type	$\varnothing 16$ mm (blind hollow shaft) $\varnothing 17$ mm (cone shaft 1:10)
Admitted shaft load	≤ 250 N axial ≤ 400 N radial
Protection DIN EN 60529	IP 66
Operating speed	≤ 10000 rpm (mechanical)
Operating torque typ.	6 Ncm
Rotor moment of inertia	180 gcm ²
Materials	Housing: aluminium die-cast Shaft: stainless steel
Operating temperature	-20...+85 °C
Resistance	IEC 60068-2-6 Vibration 20 g, 10-2000 Hz IEC 60068-2-27 Shock 300 g, 6 ms
Corrosion protection	IEC 60068-2-52 Salt mist Complies to ISO 12944-5:1998 Protective paint systems (C4)
Explosion protection	II 3 G Ex nA IIC T4 Gc (gas) II 3 D Ex tc IIIC T135°C Dc (dust)
Connection	Terminal box Terminal cover
Weight approx.	1.8 kg

Sine encoders

Blind hollow shaft $\varnothing 16$ mm or cone shaft $\varnothing 17$ mm (1:10)

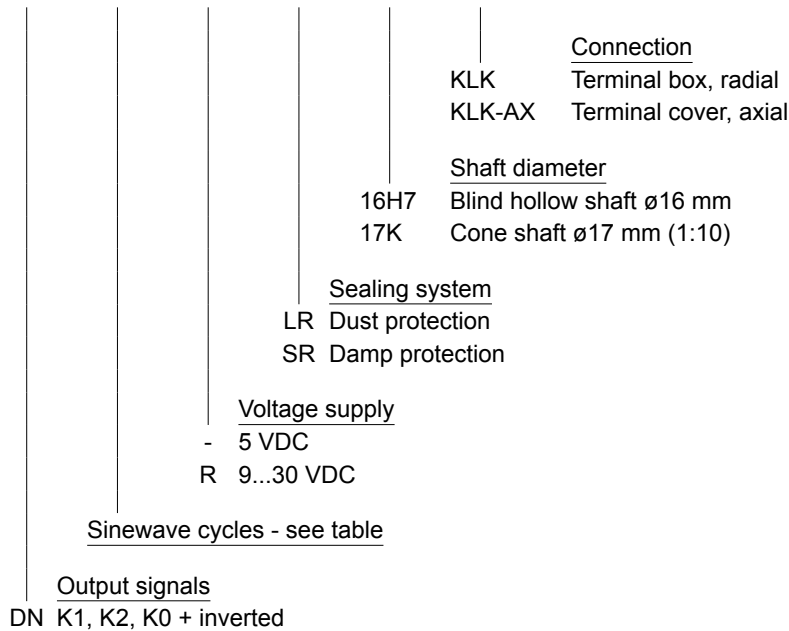
720...5000 sinewave cycles per turn

HOGS 100

Part number

HOGS100 **DN**

--	--	--	--	--	--	--	--	--	--



Sinewave cycles

720	800	1024	2048	5000
-----	-----	------	------	------

Accessories

Connectors and cables

HEK 8 Sensor cable for encoders

Mounting accessories

DMS 6 Torque arm size M6

Diagnostic accessories

HENQ 1100 Analyzer for encoders

Sine encoders

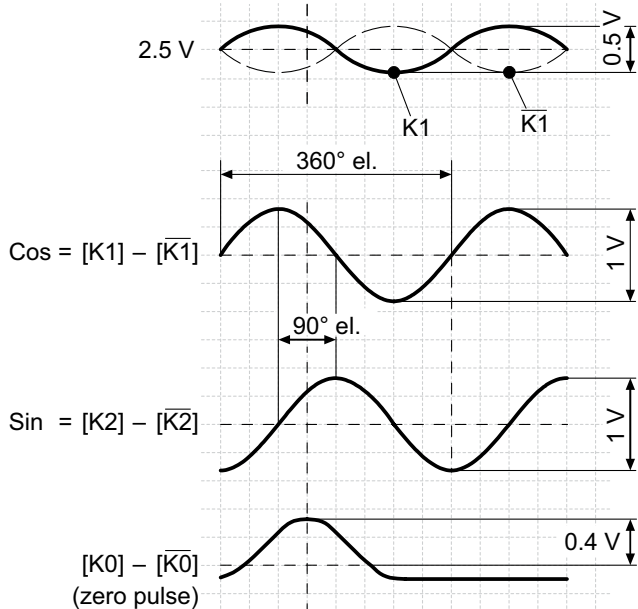
Blind hollow shaft $\varnothing 16$ mm or cone shaft $\varnothing 17$ mm (1:10)

720...5000 sinewave cycles per turn

HOGS 100

Output signals

at positive direction of rotation



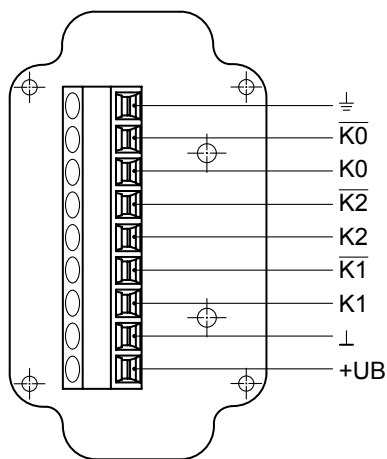
Terminal significance

+UB	Voltage supply (for the encoder)
⊥; ⚡; GND; 0 V	Ground (for the signals)
⊕; ⚡	Earth ground (chassis)
K1; A; A+	Output signal channel 1
K1; A; A-	Output signal channel 1 inverted
K2; B; B+	Output signal channel 2 (offset by 90° to channel 1)
K2; B; B-	Output signal channel 2 (offset by 90° to channel 1) inverted
K0; C; R; R+	Zero pulse (reference signal)
K0; C; R; R-	Zero pulse (reference signal) inverted

Terminal assignment

View A

Connecting terminal terminal box, radial



View B

Connecting terminal terminal cover, axial

