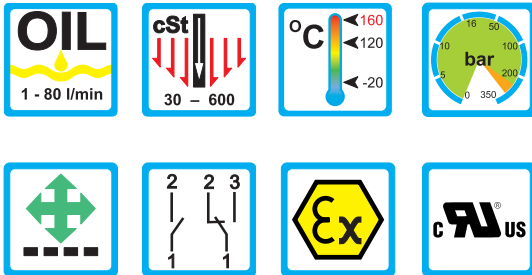


# Flow Monitor

## DKME



### Range of Application

#### Operation

- Float measuring principle

#### Application

- Central lubrication
- Circulation lubrication
- Transformers

#### Features

- Universal orientation
- High reliability
- Viscosity compensated
- High switch accuracy
- Wide switch range
- Infinitely variable switchpoint, adjustment through user
- EX-version to ATEX available
- High pressure resistance

#### Installation hints

- The operating instruction for DKME must be observed!
- Download: [www.meister-flow.com](http://www.meister-flow.com)

### Operating Data

Operating pressure max.	250 bar (Brass) 300 bar (Stainless steel)
Pressure drop	0,02 - 0,4 bar
Viscosity range	30 cSt to 600 cSt
Maximum temperature	120 °C (optional 160 °C)
Accuracy	±10 % of full scale

### Measuring Ranges

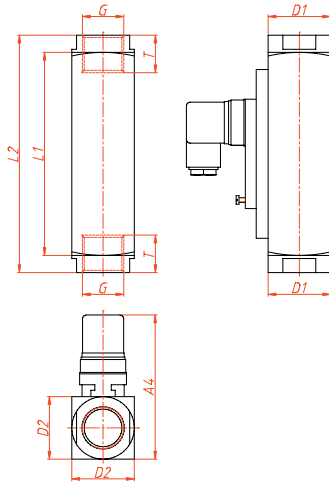
Type	Switch range for oil, density 0,9 kg/dm <sup>3</sup> <sup>(1)</sup>		
	[l/min]	[gph]	[gpm]
DKME-1/20	1 - 20	15,0 - 320,0	
DKME-1/40	4 - 40	60,0 - 630,0	
DKME-1/50	5 - 50	80,0 - 790,0	
DKME-1/60	8 - 60	130,0 - 950,0	
DKME-1/70	12 - 70		3,2 - 18,5
DKME-1/80	15 - 80		4,0 - 21,1

<sup>(1)</sup> The specified data are switch-off points, other switch ranges on request.

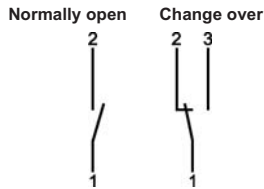


# Technical Data

## Mechanical drawing



## Connection diagram



## Electrical Data

<b>Change over</b>	250V • 1,5A • 50VA <sup>(2)</sup>
<b>Normally open</b>	250V • 3A • 100VA
<b>ATEX II 2 G Ex mb II T6 &amp; ATEX II 2 D Ex tD A21 IP67 T80 °C</b>	
<b>ATEX II 2 G Ex mb II T5 &amp; ATEX II 2 D Ex tD A21 IP67 T100 °C</b>	
<b>Change over</b>	250V • 1A • 30VA
<b>Normally open</b>	250V • 2A • 60VA
<b>Change over M 12x1 (-20 °C - 85 °C)</b>	
	250V • 1,5A • 50VA <sup>(2)</sup>
<b>Normally open M 12x1 (-20 °C - 85 °C)</b>	
	250V • 3A • 100VA
<b>Change over SPS</b>	
	250V • 1A • 60VA

### Ingress Protection:

IP65: plug connection DIN 43650 Form A

IP67: 1 m sealed in cable, (with EEx-version 2 m)

or plug connection M 12x1

### Output signal

The contact opens / changes when the flow decreases below the set point.

### Power supply

Not required (potentialfree reed contacts)

### Plug types

Other plug types oder cable lengths on request

<sup>(2)</sup> Minimum load 3 VA

## Summary of types

Type:	Overall dimensions [mm]												Weight approx. [g]	
	SW	L1	L2	D1	G	T	D2	DN	A1	A2	A3	A4		
DKME-1/20	34		152		1/2"	14		15						1425
DKME-1/40	34	130	152	40	3/4"	15	40 / 40	20	-	-	-	approx.	1340	
	40		130		1"	17		25				93	1160	
DKME-1/50	34		152		3/4"	15		20				approx.	1340	
DKME-1/60	40	130	130	40	1"	17	40 / 40	25	-	-	-	93	1160	
DKME-1/70	40											approx.	1160	
DKME-1/80	40	130	130	40	1"	17	40 / 40	25	-	-	-	93	1160	

## Material

### Brass version

#### Wetted parts:

Spring: 1.4571  
 Gaskets: FKM  
 (optional NBR, EPDM) <sup>(3)</sup>  
 Magnets: Hard ferrite  
 Housing: Brass nickel-plated

all other wetted parts: Brass

### Stainless steel version

#### Wetted parts:

Spring: 1.4571  
 Gaskets: FKM  
 (optional NBR, EPDM) <sup>(3)</sup>  
 Magnets: Hard ferrite  
 Housing: 1.4571

all other wetted parts: 1.4571

<sup>(3)</sup> Other gasket materials on request

