



**GIG** VISION **GEN<i>i>CAM**



### sensor information

sensor	ON Semiconductor PYTHON5000
resolution	2592 × 2048 px
exposure time	0,02 ... 1000 ms
pixel size	4.8 × 4.8 μm
shutter type	Global shutter
sensor type	1" CMOS

### acquisition formats

image formats, interface	Full Frame, 2592 × 2048 px, max. 23 fps
frame rate max.	Binning 2×2, 1296 × 1024 px, max. 28 fps Binning 2×1, 1296 × 2048 px, max. 28 fps Binning 1×2, 2592 × 1024 px, max. 28 fps
image formats, acquisition	Full Frame, 2592 × 2048 px, max. 28 fps
frame rate max. (Burst Mode)	
pixel formats	Mono8 Mono10

### image preprocessing

analog controls	Gain (0 ... 18 dB) Offset (0 ... 63 LSB 10 Bit)
color models	Mono

### interfaces and connectors

data interface	Gigabit Ethernet, Transfer rate 1000 Mbits/sec, Fast Ethernet, Transfer rate 100 Mbits/sec, Connector: M12 / 8 pol x-coded, screwable type
process interface	M12 / 12 pins a-coded (SACC-CI-M12MS-12CON-L180)
power supply	via M12/12 pins a-coded or PoE

### mechanical data

lens mount	C-mount
width	40 mm
height	40 mm
depth	51 mm

### mechanical data

weight	≤ 137 g
material	aluminum, hard-anodized

### electrical data

voltage supply	12 ... 24 V DC (external power supply)
range +Vs	36 ... 57 V DC (Power over Ethernet)
power consumption	approx. 2,9 W @ 12 VDC and 23 fps approx. 3,6 W @ 48 VDC (PoE) and 23 fps

### non-volatile memory

flash memory size	128 kB
-------------------	--------

### environmental conditions

operating temperature	-40 ... +70 °C @ T = measurement point
humidity	10 ... 90 % (non-condensing)
protection class	IP 40 IP 54 (with mounted tube and cable) IP 65 (with mounted tube and cable) IP 67 (with mounted tube and cable) IP 69K (with stainless steel housing accessory)

### digital I/Os

lines	4 input lines 4 output lines with pulse width modulation (PWM) (max. 48 V / max. 2,5 A)
-------	--

### conformity

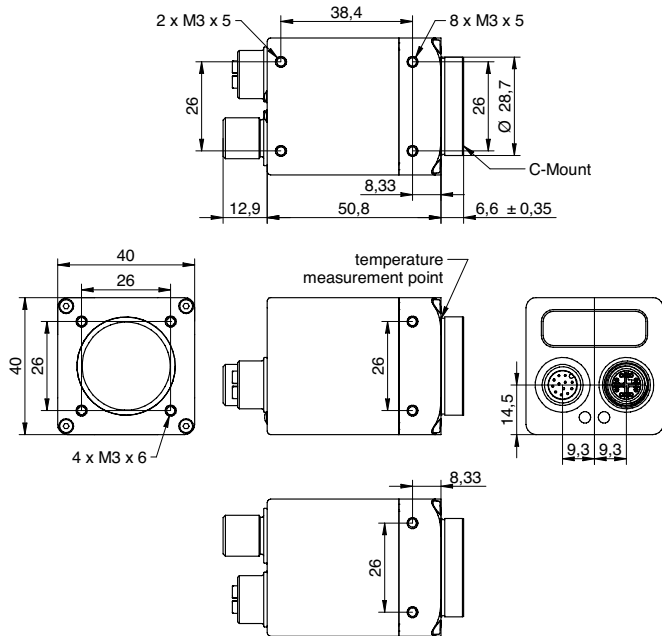
conformity	CE RoHS EAC
------------	-------------------

# VCXG-53M.I.XT

Gigabit Ethernet, 5,3 Megapixel, Monochrome

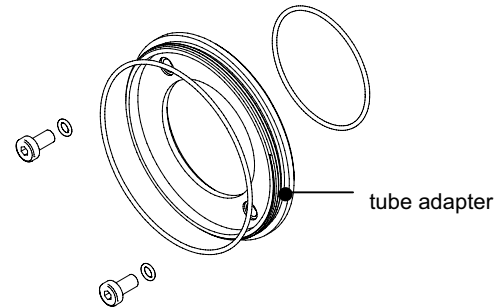
Article number: 11188961

## dimension drawing



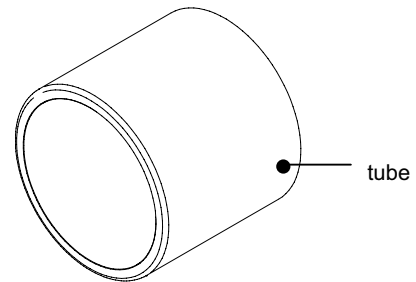
## schematic diagram

Optional accessories for protection class IP65/67:



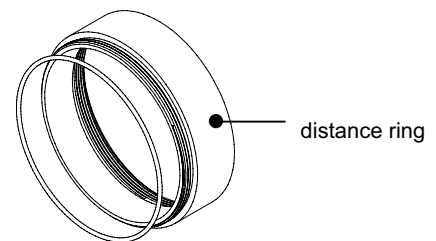
tube adapter

- Ø 49,5 mm, hard-anodized, incl. sealing and screws (VCXG.I 11185373)
- Ø 65 mm, hard-anodized, incl. sealing and screws (VCXG.I 11185377; VLXT 11193125)



tube

- Ø 49,5 mm, length 44 mm, hard-anodized, cover glass PMMA (11185370)
- Ø 65 mm, length 58 mm, hard-anodized, cover glass PMMA (11185374)
- Ø 49,5 mm, length 44 mm, hard-anodized, tempered laminated safety glass (11195425)
- Ø 65 mm, length 58 mm, hard-anodized, tempered laminated safety glass (11195426)



distance ring

- Ø 49,5 mm, length 12 mm, hard-anodized, incl. sealing (11185371)
- Ø 49,5 mm, length 6 mm, hard-anodized, incl. sealing (11185372)
- Ø 65 mm, length 12 mm, hard-anodized, incl. sealing (11185375)
- Ø 65 mm, length 6 mm, hard-anodized, incl. sealing (11185376)
- Ø 65 mm, length 36 mm, hard-anodized, incl. sealing (111988906)