

OM70-11200064

Distanz-Sensoren

Distance sensors

Détecteurs de mesure de distances



11200064



Baumer

Baumer Electric AG · CH-8501 Frauenfeld
Phone +41 (0)52 728 1122 · Fax +41 (0)52 728 1144

Canada
Baumer Inc.
CA-Burlington, ON L7M 4B9
Phone +1 (1)905 335-8444

Italy
Baumer Italia S.r.l.
IT-20090 Assago, MI
Phone +39 (0)2 45 70 60 65

China
Baumer (China) Co., Ltd.
CN-201612 Shanghai
Phone +86 (0)21 6768 7095

Singapore
Baumer (Singapore) Pte. Ltd.
SG-339412 Singapore
Phone +65 6396 4131

Denmark
Baumer A/S
DK-8210 Aarhus V
Phone +45 (0)8931 7611

Sweden
Baumer A/S
SE-56133 Huskvarna
Phone +46 (0)36 13 94 30

France
Baumer SAS
FR-74250 Fillinges
Phone +33 (0)450 392 466

Switzerland
Baumer Electric AG
CH-8501 Frauenfeld
Phone +41 (0)52 728 1313

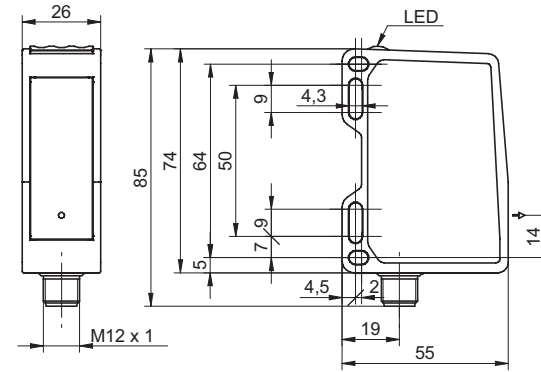
Germany
Baumer GmbH
DE-61169 Friedberg
Phone +49 (0)6031 60 07 0

United Kingdom
Baumer Ltd.
GB-Watchfield, Swindon, SN6 8TZ
Phone +44 (0)1793 783 839

India
Baumer India Private Limited
IN-411038 Pune
Phone +91 20 2528 6833/34

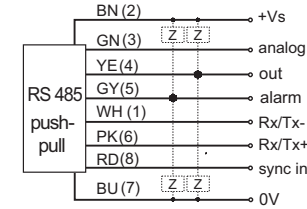
USA
Baumer Ltd.
US-Southington, CT 06489
Phone +1 (1)860 621-2121

Abmessungen Dimensions Dimensions

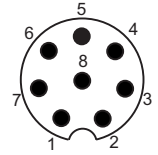


- Alle Masse in mm
- All dimensions in mm
- Toutes les dimensions en mm
- * Senderachse
- * emitter axis
- * axe émetteur

Elektrischer Anschluss Connection diagram Schéma de raccordement



- BN = Braun/brown/brun
- GN = Grün/green/vert
- YE = Gelb/yellow/jaune
- GY = Grau/grey/gris
- WH = Weiss/white/blanc
- PK = Rosa/pink/rose
- RD = Rot/red/rouge



¹⁾ Class 2, UL 1310, see FAQ

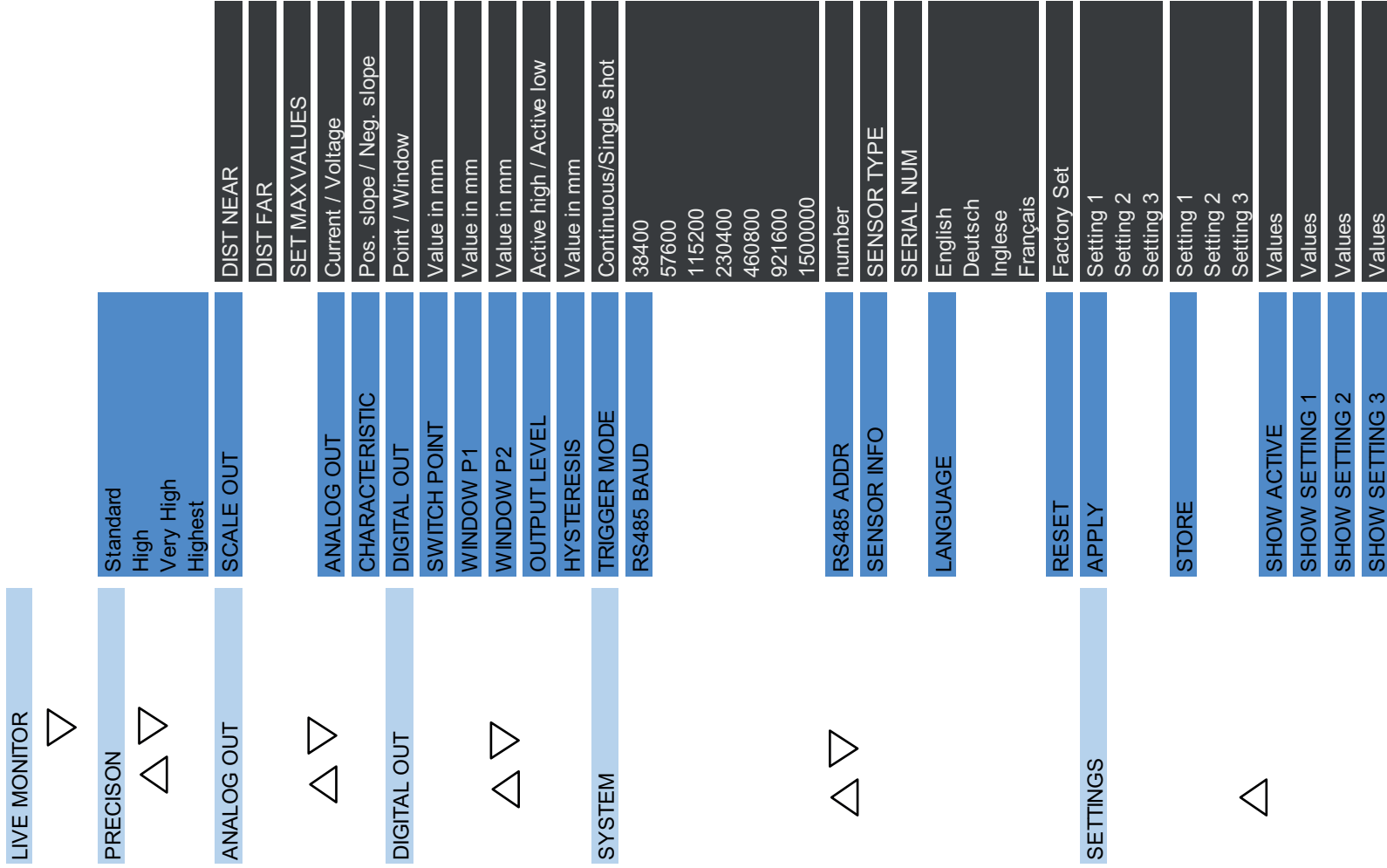
- Vor dem Anschliessen des Sensors die Anlage spannungsfrei schalten.
- Disconnect power before connecting the sensor.
- Mettre l'installation hors tension avant le raccordement du détecteur.

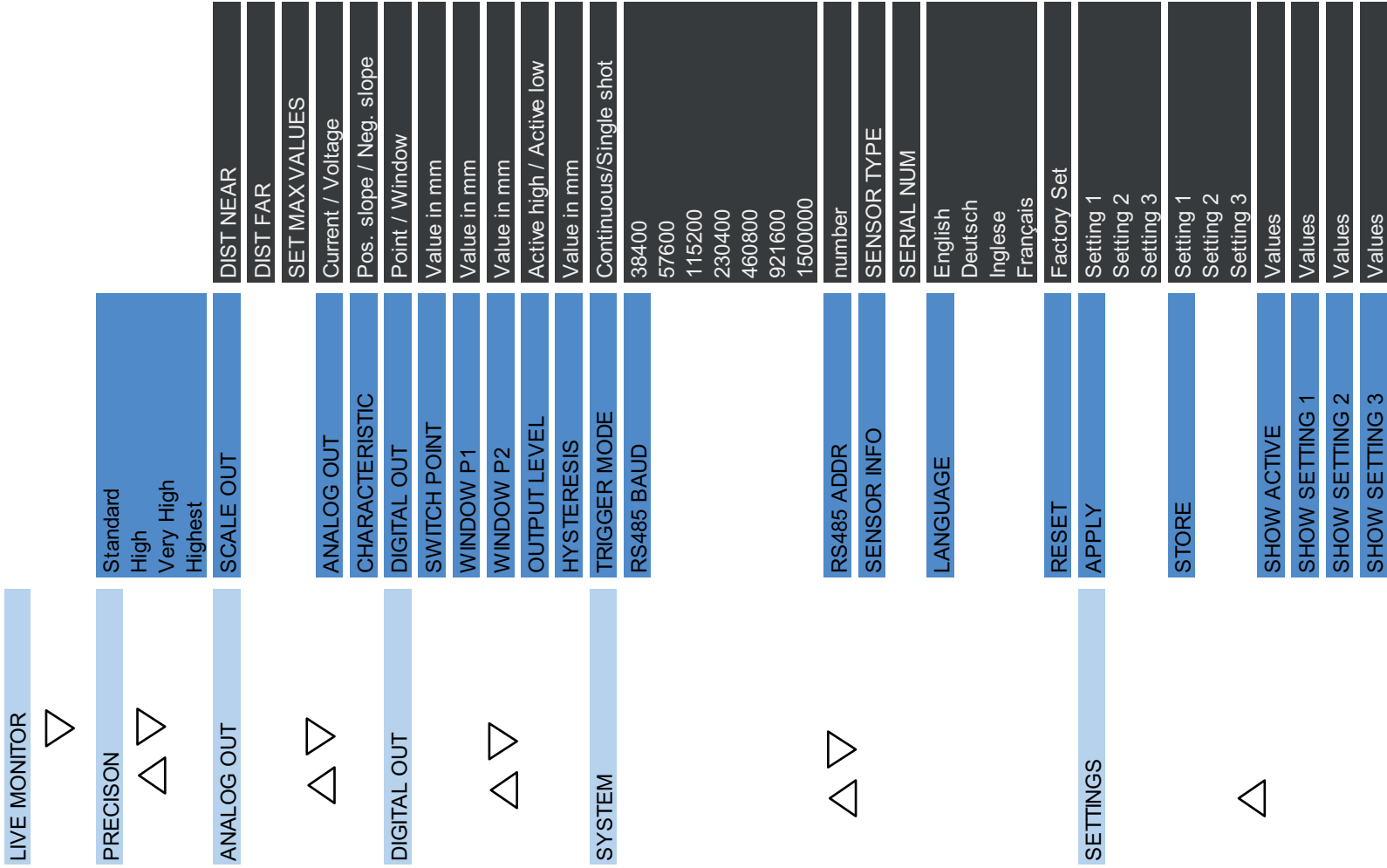
Technische Daten

Technical data

Données techniques

Messdistanz Sd	40 ... 140 mm	measuring distance Sd	40 ... 140 mm	Distance de mesure Sd	40 ... 140 mm
Fokusbereich	80 ... 120 mm	focal range	80 ... 120 mm	focal range	80 ... 120 mm
Strahlform	Linie	beam type	line	Forme du faisceau	ligne
Messfrequenz	2500 Hz 2)	measuring frequency	2500 Hz 2)	Fréquence de mesure	2500 Hz 2)
Betriebsspannungsbe- reich +Vs ¹⁾	15 ... 28 VDC	voltage supply range +Vs ¹⁾	15 ... 28 VDC	Plage de tension +Vs ¹⁾	15 ... 28 VDC
Stromaufnahme max. (ohne Last)	75 mA	current consumption max. (no load)	75 mA	Consommation max. (sans charge)	75 mA
verpolungsfest	ja, Vs zu GND	reverse polarity protection	yes, Vs to GND	Protégé contre inversion polarité	oui, Vs vers GND
kurzschlussfest	ja	short circuit protection	yes	Protégé contre courts-circuits	oui
Fremdlichtsicherheit	< 35 kLux	ambient light immunity	< 35 kLux	Insensibilité à la lumière ambiante	< 35 kLux
Arbeitstemperatur	-10 ... +50 °C	operating temperature	-10 ... +50 °C	Température de fonctionnement	-10 ... +50 °C
Schutzart	IP 67	protection class	IP 67	Classe de protection	IP 67





Distanz Funktion
Distance function
Fonction de la distance

