

Encoders without bearings - incremental

Sensor head with split wheel and magnetic tape for shaft $\varnothing 90...300$ mm

512...131072 pulses or 512...16384 sinewave cycles per turn

MIR 350A - HDmag flex



MIR350A

Features

- Bearingless incremental encoder with magnetic sensing
- Split wheel design for easiest mounting on installed shafts
- Very large axial tolerances ± 8 mm
- Max. 131072 pulses per revolution
- Status indication via system OK output and LED
- Robust and wearless
- Fully encapsulated electronics IP 67

Technical data - electrical ratings

Voltage supply	4.75...30 VDC
Consumption w/o load	≤ 300 mA (24 VDC)
Initializing time	≤ 1000 ms after power on
Output signals	A+, B+, R+, A-, B-, R-
Sensing method	Magnetic
Status indicator	Color-LED, system OK output
Interference immunity	EN 61000-6-2
Emitted interference	EN 61000-6-3
Approvals	CE, UL approval / E217823

Technical data - electrical ratings (square-wave)

Pulses per revolution	512...131072
Phase shift	$90^\circ \pm 2^\circ$
Duty cycle	45...55 %
Reference signal	Zero pulse, width 90°
Output frequency	≤ 500 kHz (HTL) ≤ 2 MHz (TTL)
Output stages	HTL TTL/RS422

Technical data - electrical ratings (SinCos)

Sinewave cycles per revolution	512...16384
Phase shift	$90^\circ \pm 2^\circ$
Reference signal	Zero pulse, width 360°
Output frequency	≤ 500 kHz
Output stages	SinCos 1 Vpp

Technical data - mechanical design

Shaft type	$\varnothing 90...300$ mm (through hollow shaft)
Dimensions (sensor head)	165 x 25 x 93 mm
Outer diameter adapter wheel	350 mm
Over all depth adapter wheel	40 mm
Axial tolerance	± 8 mm (belt to head)
Radial tolerance	1...3 mm (belt to head)
Shaft diameter tolerance	-0.4...0 mm
Protection DIN EN 60529	IP 67
Operating speed	≤ 2000 rpm
Materials	Housing sensing head: aluminium alloy Adapter wheel: stainless steel (1.4104) Magnetic belt: stainless steel (1.4104)
Operating temperature	-40...+85 °C
Resistance	IEC 60068-2-6 Vibration 30 g, 10-2000 Hz IEC 60068-2-27 Shock 300 g, 6 ms
Weight approx.	880 g (head), 13 kg (wheel with belt, bore size $\varnothing 90$ mm), 12.5 kg (wheel with belt, bore size $\varnothing 150$ mm), 7 kg (wheel with belt, bore size $\varnothing 299$ mm)
Connection	Flange connector M23, 12-pin

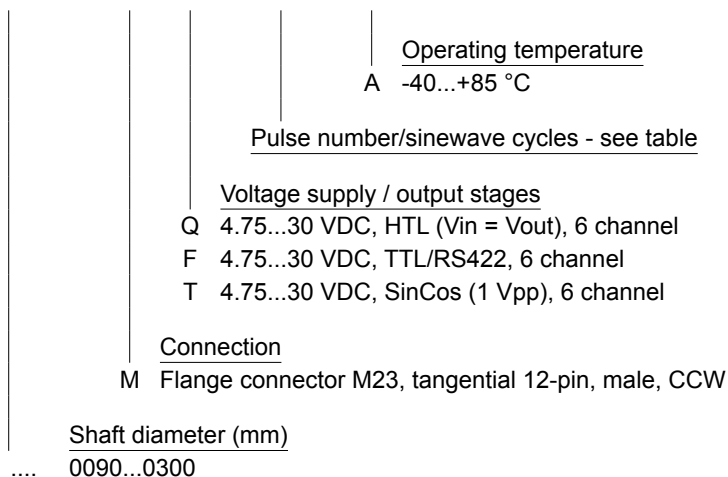
Encoders without bearings - incremental

Sensor head with split wheel and magnetic tape for shaft $\varnothing 90...300$ mm
512...131072 pulses or 512...16384 sinewave cycles per turn

MIR 350A - HDmag flex

Part number

MIR350A- M A



Pulse number/sinewave cycles

512	1024	5000	16384
720	2048	8192	32768
1000	4096	10000	131072

Other pulse numbers/sinewave cycles on request.
Maximum sinewave cycles 16384 for SinCos output.

Accessories

Connectors and cables

HEK 8	Sensor cable for encoders
11068549	Mating connector M23, solder version, 12-pin, CW

Encoders without bearings - incremental

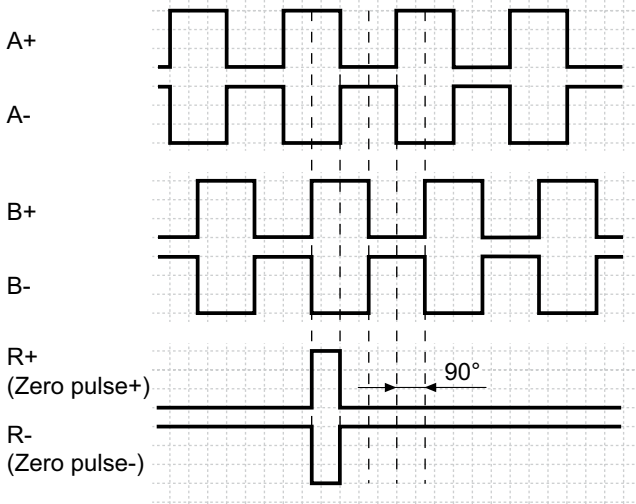
Sensor head with split wheel and magnetic tape for shaft $\varnothing 90...300$ mm

512...131072 pulses or 512...16384 sinewave cycles per turn

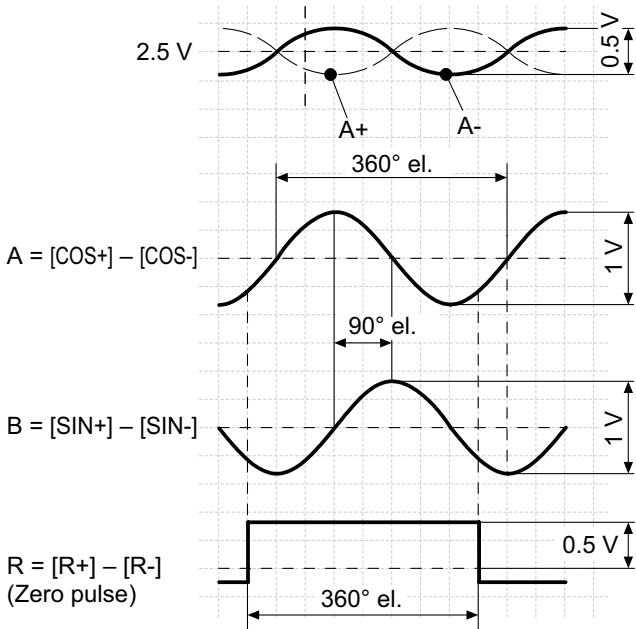
MIR 350A - HDmag flex

Output signals

Version with square-wave signals HTL oder TTL at positive rotating direction



Version with sinewave signals at positive rotating direction



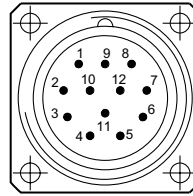
Terminal assignment

View A

Flange connector M23, 12-pin, male contacts, CCW

Pin	Assignment
1	B- / SIN-
2	System OK-
3	R+ (Zero pulse)
4	R- (Zero pulse inv.)
5	A+ / COS+
6	A- / COS-
7	Do not use
8	B+ / SIN+
9	Do not use
10	0 V
11	System OK+
12	+UB

No error if „System OK“ output = HIGH



Encoders without bearings - incremental

Sensor head with split wheel and magnetic tape for shaft $\varnothing 90...300$ mm
512...131072 pulses or 512...16384 sinewave cycles per turn

MIR 350A - HDmag flex

Dimensions

