

Absolute encoders - bus interfaces

Blind hollow shaft or cone shaft (1:10)

Profibus-DPV0 or DPV2 / 13 bit ST / 16 bit MT / Speed switch

Number of pulses and switching speed freely programmable

HMG10P-B - Profibus DP



HMG10P-B - picture similar

Features

- Magnetic sensing method
- Function display via LEDs
- Multiturn sensing with Energy Harvesting technology, without gear or battery
- Two-sided bearing system with hybrid bearings
- Special protection against corrosion C5-M

Optional

- Integrated speed switch programmable
- Additional output incremental programmable

Technical data - electrical ratings

Voltage supply	10...30 VDC
Short-circuit proof	Yes
Consumption w/o load	≤200 mA
Initializing time	≤500 ms after power on
Interface	Profibus-DPV0/V2
Function	Multiturn
Transmission rate	9.6...12000 kBaud
Device address	Rotary switches in bus connecting box
Steps per revolution	8192 / 13 bit
Number of revolutions	65536 / 16 bit
Additional outputs	Square-wave TTL/HTL, TTL/RS422
Sensing method	Magnetic
Interference immunity	EN 61000-6-2
Emitted interference	EN 61000-6-3
Programming interface	RS485 (≤600 m)
Programmable parameters	Bus system: see bus features Additional output (number of pulses), switch-off and switch-on speeds
Diagnostic function	Position or parameter error
Status indicator	DUO-LED (bus connecting box) 4 LEDs in device back side
Approvals	CE, UL approval / E256710

Technical data - electrical ratings (speed switches)

Switching accuracy	±2 % (or 1 Digit)
Switching outputs	1 output (Open collector, solid state relay on request)
Output switching capacity	30 VDC; ≤100 mA
Switching delay time	≤20 ms

Technical data - mechanical design

Size (flange)	ø105 mm
Shaft type	ø16...20 mm (blind hollow shaft) ø17 mm (cone shaft 1:10)
Flange	Support plate, 360° freely positionable
Protection DIN EN 60529	IP 66/IP 67
Operating speed	≤6000 rpm
Range of switching speed	ns (off) = ±2...6000 rpm, factory setting 6000 rpm
Operating torque typ.	10 Ncm
Rotor moment of inertia	950 gcm ²
Admitted shaft load	≤450 N axial ≤650 N radial
Materials	Housing: aluminium alloy Shaft: stainless steel
Corrosion protection	IEC 60068-2-52 Salt mist for ambient conditions C5-M (CX) according to ISO 12944-2
Operating temperature	-40...+85 °C
Relative humidity	95 % non-condensing
Resistance	IEC 60068-2-6 Vibration 30 g, 10-2000 Hz IEC 60068-2-27 Shock 400 g, 1 ms
Weight approx.	2.2 kg (depending on version)
Connection	Bus connecting box Terminal box incremental

Absolute encoders - bus interfaces

Blind hollow shaft or cone shaft (1:10)

Profibus-DPV0 or DPV2 / 13 bit ST / 16 bit MT / Speed switch

Number of pulses and switching speed freely programmable

HMG10P-B - Profibus DP

Part number

HMG10P

	-B	H	.				.3		00		.A
--	----	---	---	--	--	--	----	--	----	--	----

Additional output

- 0 Without
- 5 1024 ppr* TTL/HTL (Vin=Vout), 6 channels, electrically isolated
- 6 1024 ppr* TTL/RS422, 6 channels

Resolution multiturn

- 0 Without
- 6 16 bit

Voltage supply / interface

- P0 10...30 VDC, Profibus-DPV0
- P2 10...30 VDC, Profibus-DPV2

Connection

- F 1x bus connecting box with 3 cable glands M16, radial + 1x terminal box with 1 cable gland M20, radial
- G 1x bus connecting box with 3 connectors M12, radial + 1x terminal box with 1 cable gland M20, radial

Shaft diameter

- 6 \varnothing 16 mm, central screw
- 7 \varnothing 17 mm cone 1:10, central screw
- Z \varnothing 20 mm, central screw

Protection

- D IP 66 and IP 67, optimized for dusty environments
- L IP 66 and IP 67, optimized for oily and wet environments

Flange

- H Support for torque arm, shaft insulation hybrid bearing

Speed switch

- Without
- D With speed switch / switching speed 6000 rpm* (Standard: Open collector, solid state relay on request)

* Factory setting, programmable

Absolute encoders - bus interfaces

Blind hollow shaft or cone shaft (1:10)

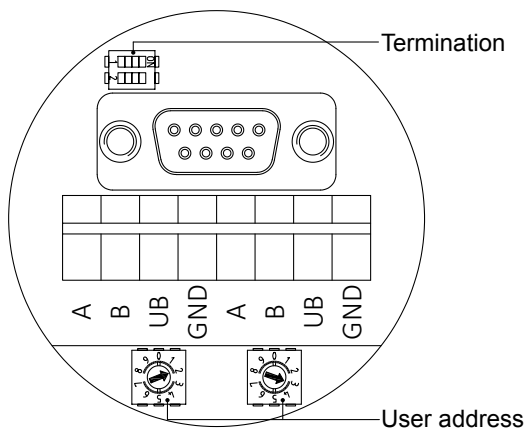
Profibus-DPV0 or DPV2 / 13 bit ST / 16 bit MT / Speed switch

Number of pulses and switching speed freely programmable

HMG10P-B - Profibus DP

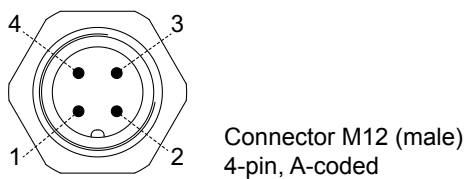
Profibus-DP V0 - Terminal assignment

View A¹⁾ - View inside bus connecting box



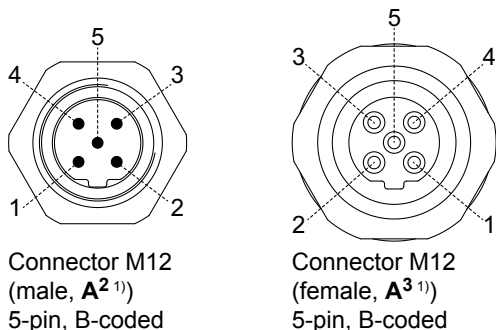
View A¹⁾ - View into connector „Voltage supply“

male	Connection	Description
1	UB	Voltage supply 10...30 VDC
3	GND	Ground connection for UB



View A²⁾ and A³⁾ - View into connector „Data transmission“

male / female	Connection	Description
2	A	Negative serial data transmission
4	B	Positive serial data transmission

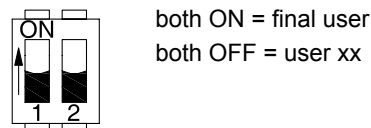


Terminals of the same significance are internally connected and identical in their functions. Max. load on the internal terminal connections UB-UB and GND-GND is 1 A each.

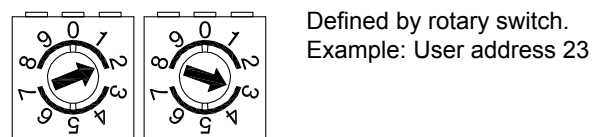
Profibus-DP V0 - Features

Bus protocol	Profibus-DP V0
Profibus-Features	Device Class 1 and 2
Data Exch. functions	Input: Position value Output: Preset value
Preset value	The „Preset“ parameter can be used to set the encoder to a pre-defined value that corresponds to a specific axis position of the system.
Parameter functions	Rotating direction: The relationship between the rotating direction and rising or falling output code values can be set in the operating parameter. Scaling: The parameter values set the number of steps per turn and the overall resolution.
Diagnostic	The encoder supports the following error messages: - Position error
Factory setting	User address 00

Profibus-DP V0 - Termination



Profibus-DP V0 - User address



¹⁾ See dimensions

Absolute encoders - bus interfaces

Blind hollow shaft or cone shaft (1:10)

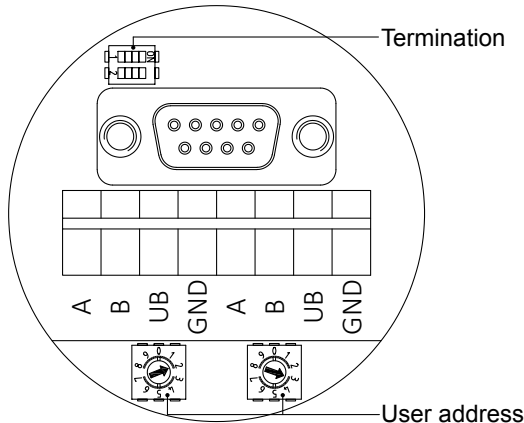
Profibus-DPV0 or DPV2 / 13 bit ST / 16 bit MT / Speed switch

Number of pulses and switching speed freely programmable

HMG10P-B - Profibus DP

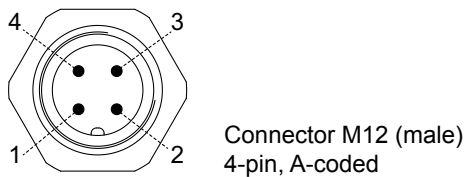
Profibus-DP V2 - Terminal assignment

View A¹⁾ - View inside bus connecting box



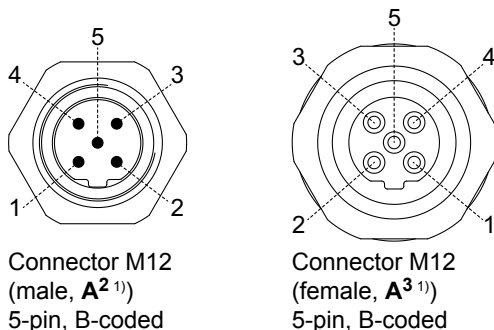
View A¹⁾ - View into connector „Voltage supply“

male	Connection	Description
1	UB	Voltage supply 10...30 VDC
3	GND	Ground connection for UB



View A²⁾ and A³⁾ - View into connector „Data transmission“

male / female	Connection	Description
2	A	Negative serial data transmission
4	B	Positive serial data transmission

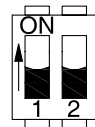


Terminals of the same significance are internally connected and identical in their functions. Max. load on the internal terminal connections UB-UB and GND-GND is 1 A each.

Profibus-DP V2 - Features

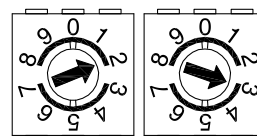
Bus protocol	Profibus-DP V2
Profibus-Features	Device Class 3 and 4
Data Exch. functions	Input: Position value Output: Preset value
Preset value	The „Preset“ parameter can be used to set the encoder to a pre-defined value that corresponds to a specific axis position of the system.
Parameter functions	Rotating direction: The relationship between the rotating direction and rising or falling output code values can be set in the operating parameter. Scaling: The parameter values set the number of steps per turn and the overall resolution.
Diagnostic	The encoder supports the following error messages: - Position error
Factory setting	User address 00

Profibus-DP V2 - Termination



both ON = final user
both OFF = user xx

Profibus-DP V2 - User address



Defined by rotary switch.
Example: User address 23

¹⁾ See dimensions

Absolute encoders - bus interfaces

Blind hollow shaft or cone shaft (1:10)

Profibus-DPV0 or DPV2 / 13 bit ST / 16 bit MT / Speed switch

Number of pulses and switching speed freely programmable

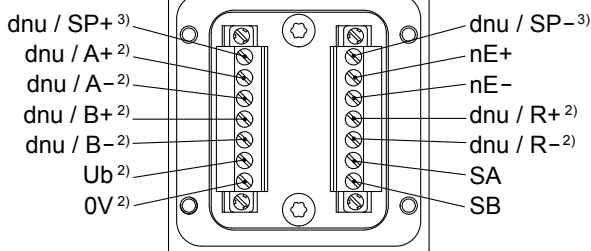
HMG10P-B - Profibus DP

Speed switch / additional output incremental - Terminal significance

Ub ²⁾	Voltage supply
0V ²⁾	Ground
A+ ²⁾	Output signal channel 1
A- ²⁾	Output signal channel 1 inverted
B+ ²⁾	Output signal channel 2 (offset by 90° to channel 1)
B- ²⁾	Output signal channel 2 inverted
R+ ²⁾	Zero pulse (reference signal)
R- ²⁾	Zero pulse inverted
nE+	System OK+ / error output
nE-	System OK- / error output inverted
SP+ ³⁾	DSL_OUT1 / speed switch (Open collector, solid state relay on request)
SP- ³⁾	DSL_OUT2 / speed switch (0V, solid state relay on request)
SA	RS485+ / programming interface
SB	RS485- / programming interface
dnu	Do not use

Speed switch / additional output incremental - Terminal assignment terminal box

View B¹⁾



Additional output incremental - Trigger level

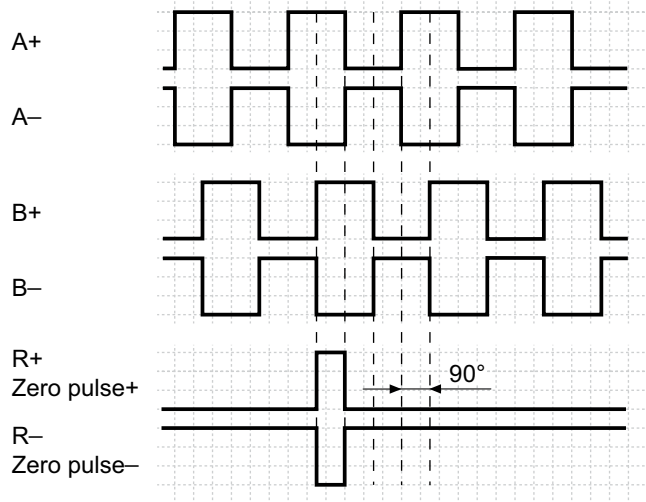
Trigger level	TTL/RS422
High / Low	≥2.5 V / ≤0.5 V
Transmission length	≤550 m @ 100 kHz
Output frequency	≤600 kHz
Trigger level	TTL/HTL (Vin = Vout)
High / Low	≥2.5 V / ≤0.5 V (TTL) ≥Ub -3 V / ≤1.5 V (HTL)
Transmission length	≤550 m @ 100 kHz (TTL) ≤350 m @ 100 kHz (HTL)
Output frequency	≤600 kHz (TTL); ≤350 kHz (HTL)

Electrically isolated:
The output TTL/HTL (Vin = Vout) at the additional output incremental is electrically isolated and requires a separate power supply.

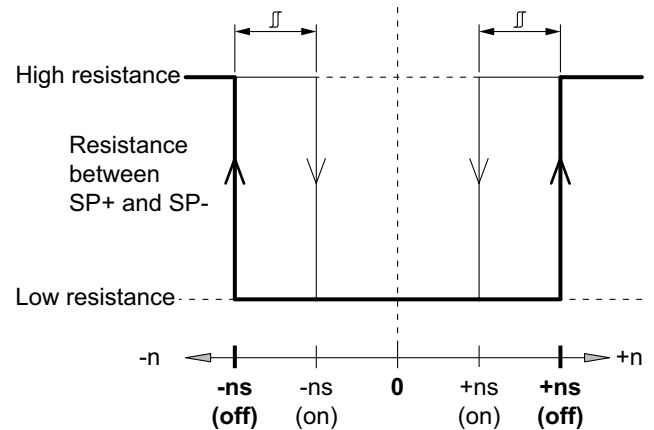
- ¹⁾ See dimensions
- ²⁾ Additional output incremental (option)
- ³⁾ Speed switch (option)

Additional output incremental - Output signals

Version with additional output incremental at positive rotating direction¹⁾



Speed switch - Switching characteristics



- n = Speed
- +ns (off) = Switch-off speed at shaft rotation in positive rotating direction¹⁾.
- ns (off) = Switch-off speed at shaft rotation in negative rotating direction¹⁾.

Switching hysteresis \square :
5...100 % (factory setting = 10 % min. 1 Digit)

- +ns (on) = Switch-on speed at shaft rotation in positive rotating direction¹⁾.
- ns (on) = Switch-on speed at shaft rotation in negative rotating direction¹⁾.

Absolute encoders - bus interfaces

Blind hollow shaft or cone shaft (1:10)

Profibus-DPV0 or DPV2 / 13 bit ST / 16 bit MT / Speed switch

Number of pulses and switching speed freely programmable

HMG10P-B - Profibus DP

Accessories

Connectors and cables

11191145	Adapter cable for programming the HMG10P/PMG10P bus interfaces series D-SUB connector (male) 15-pin with connecting cable, D-SUB connector (male) 9-pin and 7-pin connecting terminal
----------	--

Mounting accessories

11043628	Torque arm M6, length 67-70 mm
11004078	Torque arm M6, length 120-130 mm (shortenable ≥ 71 mm)
11002915	Torque arm M6, length 425-460 mm (shortenable ≥ 131 mm)
11054917	Torque arm M6 insulated, length 67-70 mm
11072795	Torque arm M6 insulated, length 120-130 mm (shortenable ≥ 71 mm)
11082677	Torque arm M6 insulated, length 425-460 mm (shortenable ≥ 131 mm)
11077197	Mounting kit for torque arm size M6 and earthing strap
11077087	Mounting and dismounting set

Programming accessories

11190106	Z-PA.SDL.1 - WLAN-Adapter Programming unit for xMG10P series
----------	---

Absolute encoders - bus interfaces

Blind hollow shaft or cone shaft (1:10)

Profibus-DPV0 or DPV2 / 13 bit ST / 16 bit MT / Speed switch

Number of pulses and switching speed freely programmable

HMG10P-B - Profibus DP

Dimensions

