

overview

- 4096 × 3000 px
- Sony IMX304
- 1.1" CMOS
- 10 fps
- Gigabit Ethernet
- available



technical data

sensor information		camera features	
sensor	Sony IMX304	trigger sources	Hardware software ActionCommand
resolution	4096 × 3000 px	trigger delay	0 ... 2 sec, tracking and buffering of up to 256 trigger signals
exposure time	0,001 ... 60000 ms	internal image buffer	36 MB 1 image (Trigger Mode) 1 image (Free Running Mode)
pixel size	3.45 × 3.45 µm	interfaces and connectors	
shutter type	Global shutter	data interface	Gigabit Ethernet, Transfer rate 1000 Mb/s/sec, Fast Ethernet, Transfer rate 100 Mb/s/sec, Connector: M12 / 8 pol x-coded, screwable type
sensor type	1.1" CMOS	process interface	M12 / 12 pins a-coded (SACC-CI-M12MS-12CON-L180)
acquisition formats		power supply	via M12/12 pins a-coded or PoE
image formats, interface frame rate max.	Full Frame, 4096 × 3000 px, max. 10 fps Binning 2×2, 2048 × 1500 px, max. 15 fps Binning 2×1, 2048 × 3000 px, max. 15 fps Binning 1×2, 4096 × 1500 px, max. 15 fps	mechanical data	
image formats, acquisition frame rate max. (Burst Mode)	Full Frame, 4096 × 3000 px, max. 15 fps	lens mount	C-mount
pixel formats	Mono8 Mono10	width	40 mm
image preprocessing		height	40 mm
analog controls	Gain (0 ... 48 dB) Offset (0 ... 255 LSB 12 Bit)	depth	51 mm
color models	Mono	weight	≤ 137 g
camera features		material	aluminum, hard-anodized
synchronization	free running trigger	electrical data	
		voltage supply range +Vs	12 ... 24 V DC (external power supply) 36 ... 57 V DC (Power over Ethernet)

VCXG-124M.I.XT

Gigabit Ethernet, 12,3 Megapixel, Monochrome

Article number: 11188928

technical data

electrical data

power consumption	approx. 2,5 W @ 12 VDC and 9 fps approx. 3,2 W @ 48 VDC (PoE) and 9 fps
-------------------	--

non-volatile memory

flash memory size	128 kB
-------------------	--------

environmental conditions

operating temperature	-40 ... +70 °C @ T = measurement point
humidity	10 ... 90 % (non-condensing)
protection class	IP 40 IP 54 (with mounted tube and cable) IP 65 (with mounted tube and cable) IP 67 (with mounted tube and cable) IP 69K (with stainless steel housing accessory)

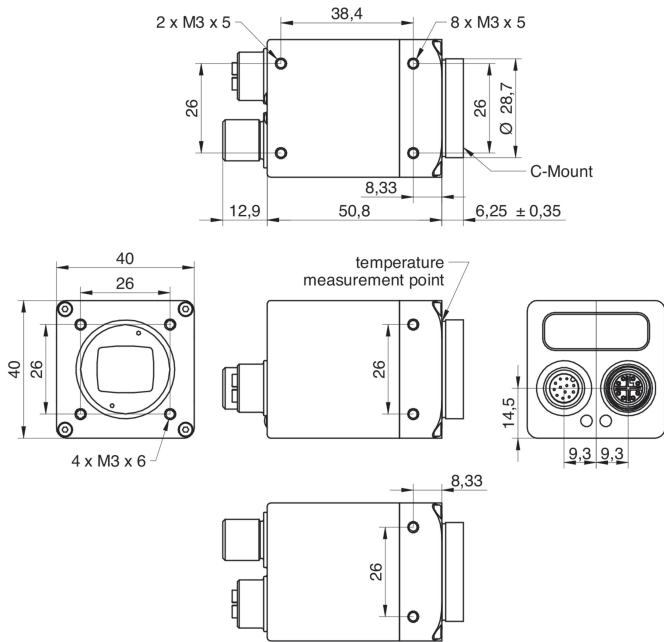
digital I/Os

lines	4 input lines 4 output lines with pulse width modulation (PWM) (max. 48 V / max. 2,5 A)
-------	--

conformity

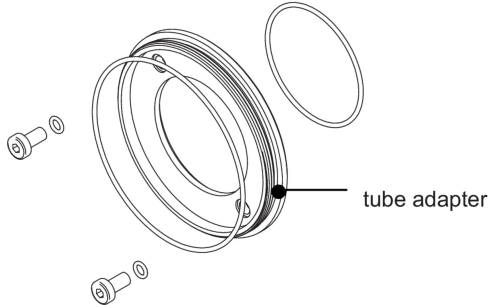
conformity	CE RoHS EAC
------------	-------------------

dimension drawing

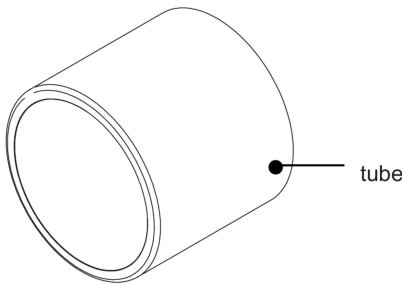


Principle

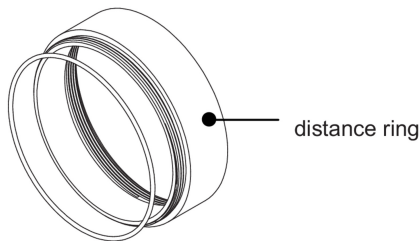
Optional accessories for protection class IP65/67:



- tube adapter
- Ø 49,5 mm, hard-anodized, incl. sealing and screws (VCXG.I 11185373)
 - Ø 65 mm, hard-anodized, incl. sealing and screws (VCXG.I 11185377; VLXT 11193125)



- tube
- Ø 49,5 mm, length 44 mm, hard-anodized, cover glass PMMA (11185370)
 - Ø 65 mm, length 58 mm, hard-anodized, cover glass PMMA (11185374)
 - Ø 49,5 mm, length 44 mm, hard-anodized, tempered laminated safety glass (11195425)
 - Ø 65 mm, length 58 mm, hard-anodized, tempered laminated safety glass (11195426)



- distance ring
- Ø 49,5 mm, length 12 mm, hard-anodized, incl. sealing (11185371)
 - Ø 49,5 mm, length 6 mm, hard-anodized, incl. sealing (11185372)
 - Ø 65 mm, length 12 mm, hard-anodized, incl. sealing (11185375)
 - Ø 65 mm, length 6 mm, hard-anodized, incl. sealing (11185376)
 - Ø 65 mm, length 36 mm, hard-anodized, incl. sealing (111988906)