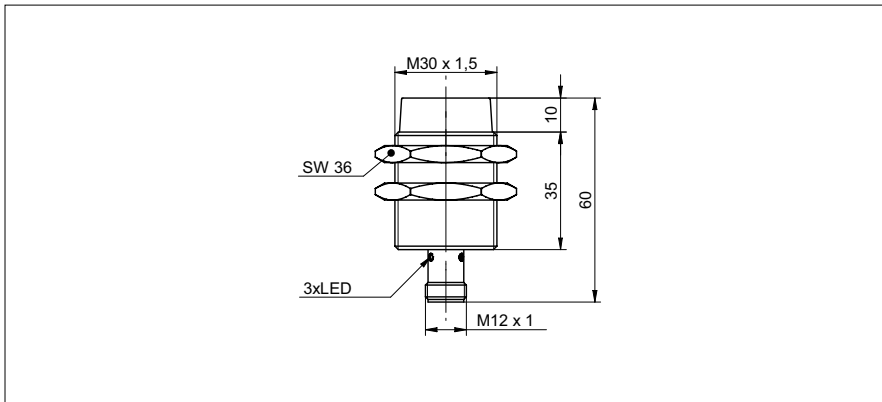


**Inductive proximity switch**

**IR30.P24S-11174035**

**dimension drawing**



**general data**

mounting type	non-flush
special type	enhanced distance (GammaProX)
nominal sensing distance $S_n$	24 mm
temperature drift	$\pm 10 \%$
hysteresis	3 ... 20 % of $S_r$
output indicator	3 port LED red
correction factor typ.	mild steel 100 %, stainless steel 70 %, aluminum 50 %

**electrical data**

switching frequency	< 500 Hz
voltage supply range +Vs	6 ... 36 VDC
current consumption max. (no load)	10 mA
output circuit	PNP complementary (NO / NC)
voltage drop $V_d$	< 2 VDC
output current	< 200 mA
short circuit protection	yes
reverse polarity protection	yes

**mechanical data**

type	cylindrical threaded
material (sensing face)	PBT
housing material	brass nickel plated
dimension	30 mm
housing length	60 mm
connection types	connector M12
tightening torque max.	140 Nm

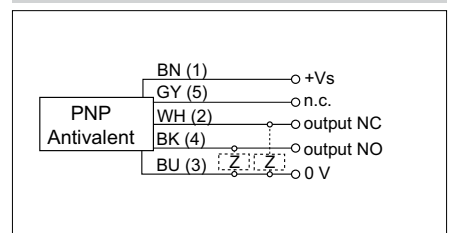
**ambient conditions**

operating temperature	-25 ... +75 °C
protection class	IP 67

**photo**



**connection diagram**

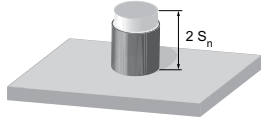


- increased sensing distance
- complementary output

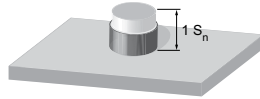
# Inductive proximity switch

# IR30.P24S-11174035


**correction factors for different mounting situations (approximate values)**



Mounting material	Correction factor
Mild steel	100 %
Stainless steel	95 %
Aluminum	95 %



Mounting material	Correction factor
Mild steel	100 %
Stainless steel	95 %
Aluminum	95 %



Mounting material	Correction factor
Mild steel	not possible
Stainless steel	115 %
Aluminum	90 %

**mounting instructions**

