

OXH7-11159406

Höhen-Sensor

Height sensor

Capteur de hauteur

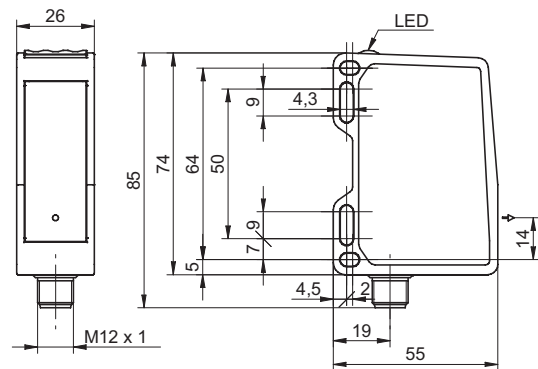


11159406



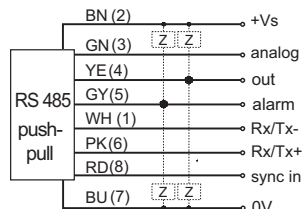
Baumer Electric AG · CH-8501 Frauenfeld
Phone +41 (0)52 728 1122 · Fax +41 (0)52 728 1144

Abmessungen Dimensions Dimensions

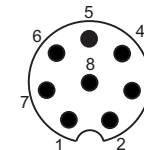


- Alle Masse in mm
- All dimensions in mm
- Toutes les dimensions en mm

Elektrischer Anschluss Connection diagram Schéma de raccordement



- BN = Braun/brown/brun
- GN = Grün/green/vert
- YE = Gelb/yellow/jaune
- GY = Grau/grey/gris
- WH = Weiss/white/blanc
- PK = Rosa/pink/rose
- RD = Rot/red/rouge
- BU = Blau/blue/bleu



¹⁾ Class 2, UL 1310, see further sides

- Vor dem Anschliessen des Sensors die Anlage spannungsfrei schalten.
- Disconnect power before connecting the sensor.
- Mettre l'installation hors tension avant le raccordement du détecteur.

Canada
Baumer Inc.
CA-Burlington, ON L7M 4B9
Phone +1 (1)905 335-8444

Italy
Baumer Italia S.r.l.
IT-20090 Assago, MI
Phone +39 (0)2 45 70 60 65

China
Baumer (China) Co., Ltd.
CN-201612 Shanghai
Phone +86 (0)21 6768 7095

Singapore
Baumer (Singapore) Pte. Ltd.
SG-339412 Singapore
Phone +65 6396 4131

Denmark
Baumer A/S
DK-8210 Aarhus V
Phone +45 (0)8931 7611

Sweden
Baumer A/S
SE-56133 Huskvarna
Phone +46 (0)36 13 94 30

France
Baumer SAS
FR-74250 Fillinges
Phone +33 (0)450 392 466

Switzerland
Baumer Electric AG
CH-8501 Frauenfeld
Phone +41 (0)52 728 1313

Germany
Baumer GmbH
DE-61169 Friedberg
Phone +49 (0)6031 60 07 0

United Kingdom
Baumer Ltd.
GB-Watchfield, Swindon, SN6 8TZ
Phone +44 (0)1793 783 839

India
Baumer India Private Limited
IN-411038 Pune
Phone +91 20 2528 6833/34

USA
Baumer Ltd.
US-Southington, CT 06489
Phone +1 (1)860 621-2121

Technische Daten

Technical data

Données techniques

Messbereich (Breite)	72 mm @ 150 mm	measuring range (width)	72 mm @ 150 mm	Plage de mesure (Largeur)	72 mm @ 150 mm
Messbereich (Abstand)	100 ... 150 mm	measuring range (distance)	100 ... 150 mm	Plage de mesure (Distance)	100 ... 150 mm
Messfrequenz	192...570 Hz	measuring frequency	192...570 Hz	Fréquence de mesure	192...570 Hz
Betriebsspannungsbe- reich +Vs ¹⁾	15 ... 28 VDC	voltage supply range +Vs ¹⁾	15 ... 28 VDC	Plage de tension +Vs ¹⁾	15 ... 28 VDC
Stromaufnahme max. (ohne Last)	120 mA	current consumption max. (no load)	120 mA	Consommation max. (sans charge)	120 mA
verpolungsfest	ja, Vs zu GND	reverse polarity protection	yes, Vs to GND	Protégé contre inversion polarité	oui, Vs vers GND
kurzschlussfest	ja	short circuit protection	yes	Protégé contre courts-circuits	oui
Fremdlichtsicherheit	< 35 kLux	ambient light immunity	< 35 kLux	Insensibilité à la lumière ambiante	< 35 kLux
Arbeitstemperatur	-10 ... +50 °C	operating temperature	-10 ... +50 °C	Température de fonctionnement	-10 ... +50 °C
Schutzart	IP 67	protection class	IP 67	Classe de protection	IP 67

Für Programmierung über RS485 bitte separate Bedienungsanleitung beachten
Please note the separate operating instructions for programming via RS485
Pour la programmation via RS485, ils se réfèrent aux instructions séparées

Allg. Sicherheitsbestimmungen
 General safety instructions
 Instructions générales de sécurité

**CLASS 1 LASER
 PRODUCT**

IEC 60825-1/2014
 Complies with 21 CFR 1040.10 and 1040.11
 except for deviations pursuant to laser
 notice No. 50, dated June 24, 2007

VORSICHT

Laserstrahl nie auf ein Auge richten.
 Es empfiehlt sich, den Strahl nicht ins Leere
 laufen zu lassen, sondern mit einem matten
 Blech oder Gegenstand zu stoppen.

CAUTION

Do not point the laser beam towards
 someone's eye. It is recommended to
 stop the beam by a mat object or mat
 metal sheet.

ATTENTION

Ne dirigez jamais le faisceau vers un oeil.
 Il est conseillé de ne pas laisser le faisceau
 se propager librement mais de l'arrêter au
 moyen d'un objet de surface mate.

1) Netzteil nach UL 1310, Class 2 oder externe Absicherung durch eine UL anerkannte oder gelistete Sicherung
 mit max. 30VAC/3A oder 24VDC/4A.
 Es wird ein 8-poliges, geschirmtes Anschlusskabel (Kabeldose) benötigt.

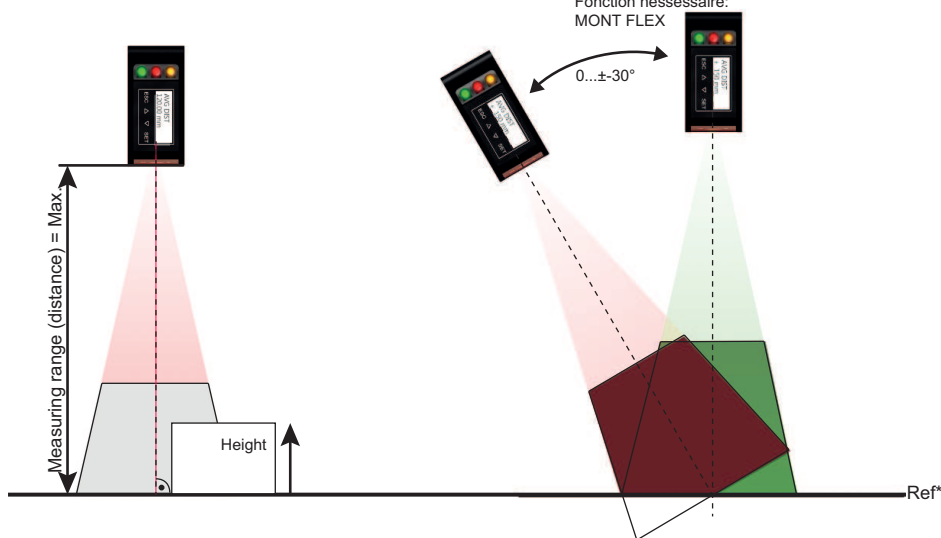
1) Voltage supply according UL 1310, Class2 or device shall be protected by an external R/C or listed fuse, rated
 max. 30VAC/3A or 24VDC/4A.
 Required is an 8-pin shielded cable (cable box).

1) L'alimentation utilisée, couvre la classe 2 selon la norme UL 1310 ou appareil protégé en externe par un circuit
 R/C ou fusible UL à 30VAC/3A ou 24VDC/4A maximum.
 Il s'agit d'un câble 8 broches blindé (décodeur) est nécessaire.

Montage
 Mounting
 Montage

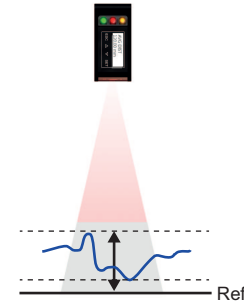
$\angle = 90^\circ$ & Measuring range (distance) = Max.
 Keine Einstellung nötig
 Aucun réglage nécessaire
 No adjustment necessary

$\angle \neq 90^\circ$ & Measuring range (distance) < Max.
 Nötige Funktion:
 FLEX MOUNT
 Necessary function:
 FLEX MOUNT
 Fonction nécessaire:
 MONT FLEX

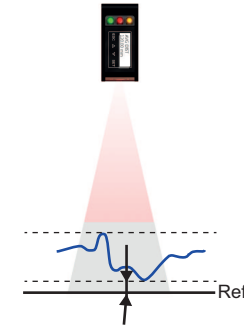


Messmodi
 Measurement modes
 Modes de mesure

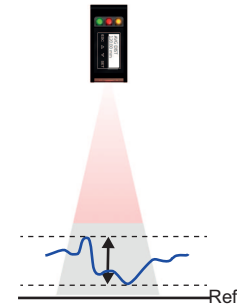
Maximal Höhe
 Maximum height
 Maximale hauteur



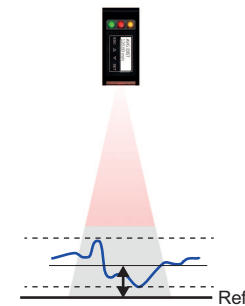
Minimal Höhe
 Minimal height
 Minimale hauteur



Delta Höhe
 Delta height
 Delta hauteur



Mittelwert Höhe
 Average height
 Moyenne hauteur



*Ref = Referenzfläche/Reference surface/surface de référence

LIVE MONITOR			
▽			
MEAS TYPE	Avg HEIGHT Max HEIGHT Min HEIGHT Delta HEIGHT		
△ ▽			
FLEX MOUNT	No Yes	TEACH REF	CORRECTION
△ ▽			
OBJECT	Bright Dark		
△ ▽			
PRECISON	Standard High Very High		
△ ▽			
FIELD OF VIEW	LIMIT LEFT LIMIT RIGHT Set max values	Value in mm Value in mm	
△ ▽			
ANALOG OUT	SCALE OUT	Offset Height Set max values	Value in mm Value in mm
△ ▽			
	ANALOG OUT CHARACTERISTIC	Current / Voltage Pos. slope / Neg. slope	
DIGITAL OUT	DIGITAL OUT SWITCH POINT WINDOW P1 WINDOW P2 OUTPUT LEVEL	Point / Window Value in mm Value in mm Value in mm Active high / Active low	
△ ▽			
SYSTEM	RS485 BAUD RS485 ADDR DISPLAY LIGHT SENSOR INFO LANGUAGE RESET	38400 57600 115200 number OFF 5min OFF 10min OFF 20min Always ON SENSOR TYPE SERIAL NUM English Deutsch Inglese Français Factory Set	
△ ▽			
SETTINGS	APPLY STORE SHOW ACTIVE SHOW SETTING 1 SHOW SETTING 2 SHOW SETTING 3	Setting 1 Setting 2 Setting 3 Setting 1 Setting 2 Setting 3 Values Values Values Values	
△			

Messfeld im Maßstab 1:1
Measuring field scale 1:1
Champ de mesure sur une échelle 1:1

