

Combination

Twin encoder with two electrically separated systems

Solid shaft with EURO flange B10

500...5000 pulses per revolution

POG 86 G



POG 86 G

Technical data - electrical ratings

Voltage supply	9...30 VDC 5 VDC \pm 5 %
Consumption w/o load	\leq 100 mA
Pulses per revolution	500...5000
Phase shift	90° \pm 20°
Duty cycle	45...55 % (40...60 % >3072 pulses per revolution)
Reference signal	Zero pulse, width 90°
Output frequency	\leq 120 kHz \leq 300 kHz (on request)
Output signals	K1, K2, K0 + inverted Error output (option EMS)
Output stages	HTL-P (power linedriver) TTL/RS422
Sensing method	Optical
Interference immunity	EN 61000-6-2
Emitted interference	EN 61000-6-3
Approvals	CE, UL/ CSA approval / E256710

Features

- Twin encoder featuring two separate systems
- Robust, compact housing
- Two bearings with large distance, one at each end
- High shaft load up to 350 N
- Shock resistant up to 300 g
- Highest operating speed 12000 rpm
- TTL output driver for cable length up to 550 m
- Terminal box, turn by 180°

Optional

- Function control with EMS
(Enhanced Monitoring System)

Technical data - mechanical design

Size (flange)	\varnothing 115 mm
Shaft type	\varnothing 11 mm solid shaft
Admitted shaft load	\leq 250 N axial \leq 350 N radial
Flange	EURO flange B10
Protection DIN EN 60529	IP 56
Operating speed	\leq 12000 rpm (mechanical)
Operating torque typ.	2 Ncm
Rotor moment of inertia	200 gcm ²
Materials	Housing: aluminium, coated Shaft: stainless steel
Operating temperature	-40...+100 °C -25...+100 °C (>3072 pulses per revolution)
Resistance	IEC 60068-2-6 Vibration 10 g, 10-2000 Hz IEC 60068-2-27 Shock 300 g, 1 ms
Corrosion protection	IEC 60068-2-52 Salt mist for ambient conditions C4 according to ISO 12944-2
Explosion protection	II 3 G Ex nA IIC T4 Gc (gas) II 3 D Ex tc IIIB T135°C Dc (dust)
Connection	2x terminal box
Weight approx.	2 kg

Combination

Twin encoder with two electrically separated systems

Solid shaft with EURO flange B10

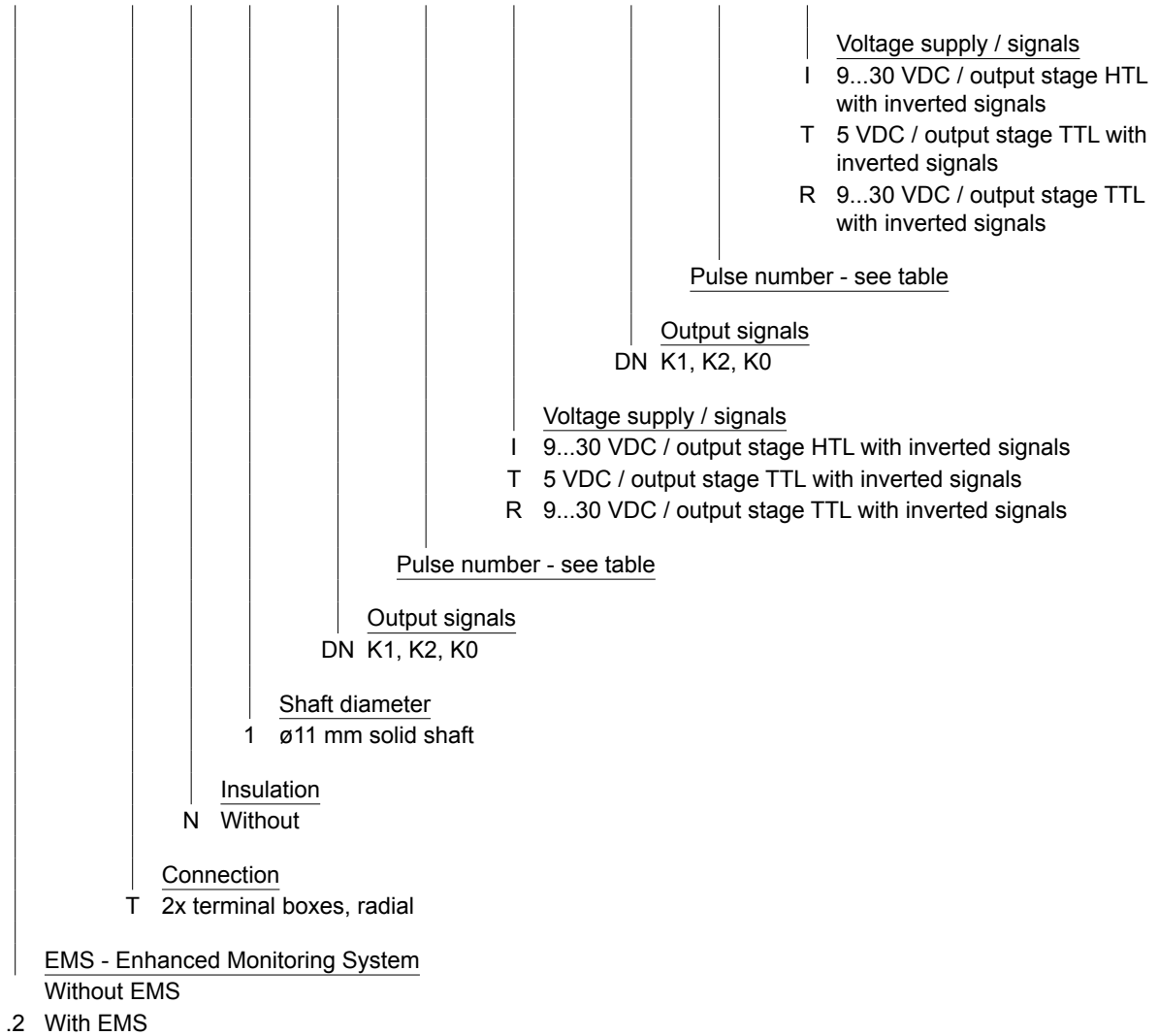
500...5000 pulses per revolution

POG 86 G

Part number

POG86

	G	T	N	1	DN				/	DN			
--	---	---	---	---	----	--	--	--	---	----	--	--	--



Pulse number

500	1000	1250	2500	4096
512	1024	2048	3072	5000

Other pulse numbers on request.

Combination

Twin encoder with two electrically separated systems

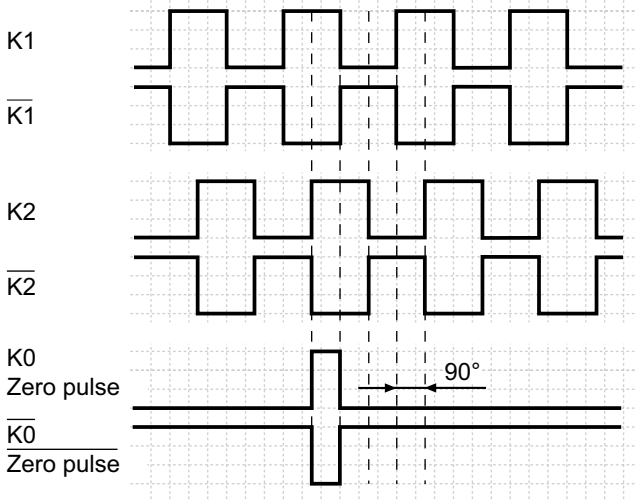
Solid shaft with EURO flange B10

500...5000 pulses per revolution

POG 86 G

Output signals

At positive rotating direction



Terminal significance

+UB	Voltage supply (for the device)
⊥; ↓; GND; 0 V	Ground (for the signals)
⊥; ↘	Earth ground (housing)
K1; A; A+	Output signal channel 1
K1̄; Ā; A-	Output signal channel 1 inverted
K2; B; B+	Output signal channel 2 (offset by 90° to channel 1)
K2̄; B̄; B-	Output signal channel 2 (offset by 90° to channel 1) inverted
K0; C; R; R+	Zero pulse (reference signal)
K0̄; C̄; R̄; R-	Zero pulse (reference signal) inverted
Err; Err-	Error output (option EMS)
dnu	Do not use

Accessories

Connectors and cables

HEK 8	Sensor cable for encoders
-------	---------------------------

Mounting accessories

K 35	Spring washer coupling for solid shaft $\varnothing 6...12$ mm
K 50	Spring washer coupling for solid shaft $\varnothing 11...16$ mm
K 60	Spring washer coupling for solid shaft $\varnothing 11...22$ mm

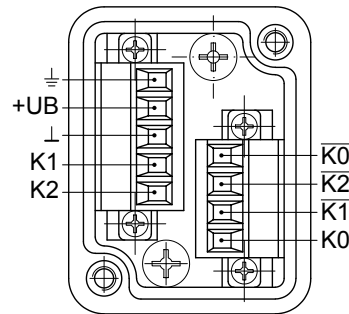
Diagnostic accessories

11075858	Analyzer for encoders HENQ 1100
----------	---------------------------------

Terminal assignment

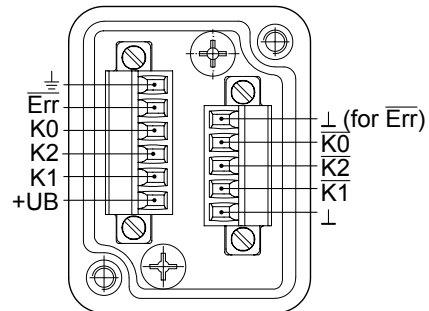
View A

Connecting terminal terminal box



Option EMS: View A

Connecting terminal terminal box



Option EMS: LED status / Error output

Flash light red*	Error of signal sequence, zero pulse or pulses (Error output = HIGH-LOW alternation)
Red	Overload output driver (Error output = LOW)
Flash light green	Device o.k., rotating (Error output = HIGH)
Green	Device o.k., stopped (Error output = HIGH)
No light	No voltage supply connection or wrong connection (Error output = LOW)

* Only at rotating device

Combination

Twin encoder with two electrically separated systems

Solid shaft with EURO flange B10

500...5000 pulses per revolution

POG 86 G

Dimensions

