

VS XC100C03X00EP

XC100

Article number: 11116656

overview

- Integrated flash controller
- User management
- Password protection
- Backup & Restore function
- Coordinate transformation
- flexible result conjunction
- Download *VeriSens*® Application Suite: www.baumer.com/vs-sw
- available



technical data

general data

resolution	640 × 480 px
sensor type	1/4" CCD, color
illumination	direct connection (integrated flash controller)
illumination connection	as accessory
high-resolution mode	max. 50 inspections per second
number of jobs (products)	≤ 255
features per job	32
signal processing	Baumer <i>FEX</i> ® 5.0
defect image memory	32
lens	C-mount

electrical data

voltage supply range +Vs	18 ... 30 V DC
power consumption	typical 5 W ($I_{max} = 1,5$ A at 24 V)
digital inputs	5 inputs (8 ... 30 V) trigger job selection external teach-in encoders (CH-A, CH-B) 500 kHz
digital outputs	5 outputs (PNP) Pass / Fail Flash Sync Alarm Camera Ready Output Enable
initial setup	Ethernet (10BASE-T / 100BASE-TX)
process interface	TCP/UDP (Ethernet)

electrical data

visualization	web interface
---------------	---------------

mechanical data

width	53 mm (without lens/tube)
height	99,5 mm (without lens/tube)
depth	49,8 mm (without lens/tube)
weight	≤ 300 g (without lens/tube)
material	housing: aluminum cover glass: PMMA

environmental conditions

operating temperature	+5 ... +50 °C
storage temperature	-20 ... +70 °C
case temperature	max. +50 °C
humidity	0 ... 90 % (non-condensing)
protection class	IP 67 (with tube)
vibration load	IEC 60068-2-6 IEC 60068-2-64
mechanical shock resistance	EN 60068-2-27

feature checks

part location	part location on contours part location on edges part location on circle part location on text line
---------------	--

technical data

feature checks

geometry	distance circle angle count edges point position
feature comparison	count contour points contour comparison area size count areas pattern comparison color identification color positioning

integrated flash controller

voltage	12 V DC or 24 V DC (permanent) 24 V DC or 48 V DC (pulsed)
---------	---

integrated flash controller

current	$I_{max} = 800 \text{ mA}$ at 24 V DC (permanent) ($\pm 10 \%$, at least $\pm 100 \text{ mA}$, at 25 °C) $I_{max} = 4 \text{ A}$ at 48 V DC (pulsed) (+10/-20 %, at least $\pm 100 \text{ mA}$, at 25 °C)
flash time	max. 1 ms (Duty Cycle max. 1:10)

conformity

conformity	CE RoHS KC (R-R-BkR-VeriSens-XC-IP) EAC
------------	--

non-volatile memory

flash memory size	256 Mbit Flash S29GL256P10FFI010
-------------------	----------------------------------

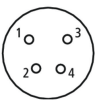
Electrical connection



1: PWR (+18-30 V DC)	7: OUT3
2: Ground	8: IN3
3: IN1 (Trigger)	9: OUT4
4: OUT1	10: IN4
5: IN2	11: IN5
6: OUT2	12: OUT5



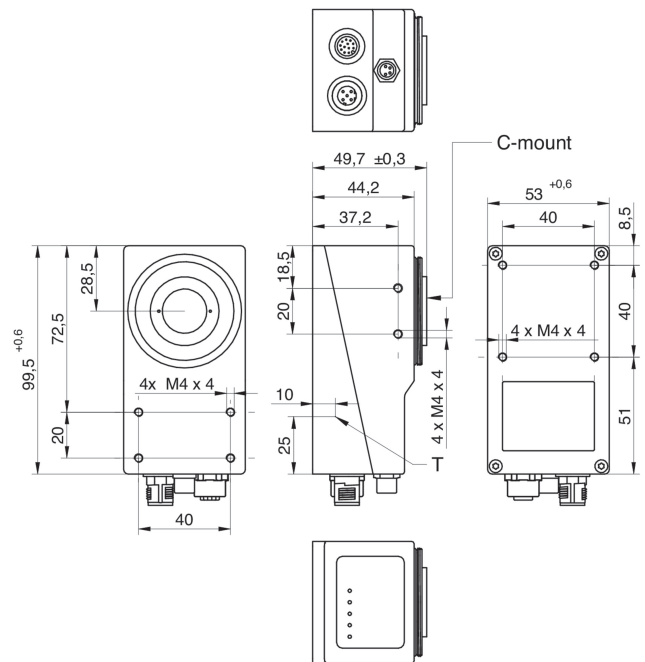
1: TD+	3: TD-
2: RD+	4: RD-



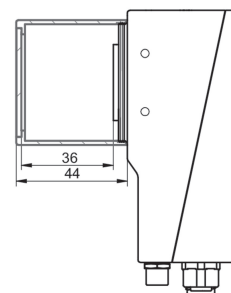
1: +24 V or +48 V Flash	3: Ground
2: +12 V or +24 V Flash	4: Flash Sync

voltage outputs configurable by software

dimension drawing



C-mount support



XC Tube, XC Tube Module

