

overview

- PROFINET and EtherNet/IP™ interface integrated
- FEX® image processor
- FEXLoc® 360° part location
- ColorFex® intelligent 3D color assistant
- Flexible result conjunction
- VeriFlash® flash controller integrated
- VeriSens® XC Tube included in delivery
- Download VeriSens® Application Suite: www.baumer.com/vs-sw
- available



technical data

general data

resolution	1280 × 960 px
sensor type	1/3" CCD, color
illumination	external, available as accessory
illumination connection	direct (integrated VeriFlash® flash controller)
high-resolution mode	max. 31 inspections per second
number of jobs (products)	≤ 255
features per job	32
signal processing	Baumer FEX® 4.0
defect image memory	8
lens	C-mount

electrical data

voltage supply range +Vs	18 ... 30 V DC
power consumption	Typ. 8 W (I _{max} = 1 A @ 24 V) without illumination Typ. 14 W (I _{max} = 1,5 A @ 24 V) with illumination 0,8 A / 24 V
digital inputs	5 inputs (8 ... 30 V) trigger job selection external teach-in encoders (CH-A, CH-B) 500 kHz

electrical data

digital outputs	5 outputs (PNP 100 mA) Pass / Fail Flash Sync Alarm Camera Ready Output Enable
initial setup	Ethernet (10BASE-T / 100BASE-TX)
process interface	PROFINET (CC-A) EtherNet/IP™ TCP/UDP (Ethernet)
visualization	configurable web interface with <i>Mul-tiViewer</i> function

mechanical data

width	53 mm (without lens/tube)
height	99,5 mm (without lens/tube)
depth	49,8 mm (without lens/tube)
weight	≤ 300 g (without lens/tube)
material	housing: aluminum cover glass XC tube: PMMA

environmental conditions

operating temperature	+5 ... +50 °C @ T = measurement point
storage temperature	-20 ... +70 °C
humidity	0 ... 90 % (non-condensing)
protection class	IP 67 (with tube)
vibration load	IEC 60068-2-6 IEC 60068-2-64

technical data

environmental conditions

mechanical shock resistance EN 60068-2-27

code types

barcode 2/5 Industrial
2/5 Interleaved
Codabar
Code 39
Code 93
Code 128
PharmaCode
EAN 8
EAN 13
UPC-A
UPC-E
GS1 DataBar
GS1 128

matrix code DataMatrix (ECC 200)
GS1-DataMatrix
QR-Code
PDF417

font many font styles (recommended: sans serif, proportional)
Dot Matrix
characters: A-Z a-z 0-9 + - . : / ()

feature checks

part location part location on contours
part location on edges
part location on circle
part location on text line

geometry distance
circle
angle
count edges
point position
edge characteristics

feature comparison

count contour points
contour comparison
brightness
contrast
area size
count areas
pattern comparison
color identification
color positioning

identification

barcode
matrix code
text

integrated flash controller

voltage 12 V DC or 24 V DC (permanent)
24 V DC or 48 V DC (pulsed)

current $I_{max} = 800 \text{ mA}$ at 24 V DC (permanent)
($\pm 10 \%$, at least $\pm 100 \text{ mA}$, at 25 °C)
 $I_{max} = 4 \text{ A}$ at 48 V DC (pulsed) (+10/-20
%, at least $\pm 100 \text{ mA}$, at 25 °C)

flash time max. 1 ms (Duty Cycle max. 1:10)

conformity

conformity CE
RoHS
KC (R-R-BkR-VeriSens-XC-IP)
EAC

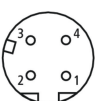
non-volatile memory

flash memory size 2000 Mbit Flash S34ML02G100BHI0000

Electrical connection

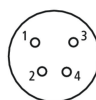


1: PWR (+18-30 V DC)	7: OUT3
2: Ground	8: IN3
3: IN1 (Trigger)	9: OUT4
4: OUT1	10: IN4
5: IN2	11: IN5
6: OUT2	12: OUT5



1: TD+	3: TD-
2: RD+	4: RD-

Electrical connection



1: +24 V or +48 V Flash	3: Ground
2: +12 V or +24 V Flash	4: Flash Sync

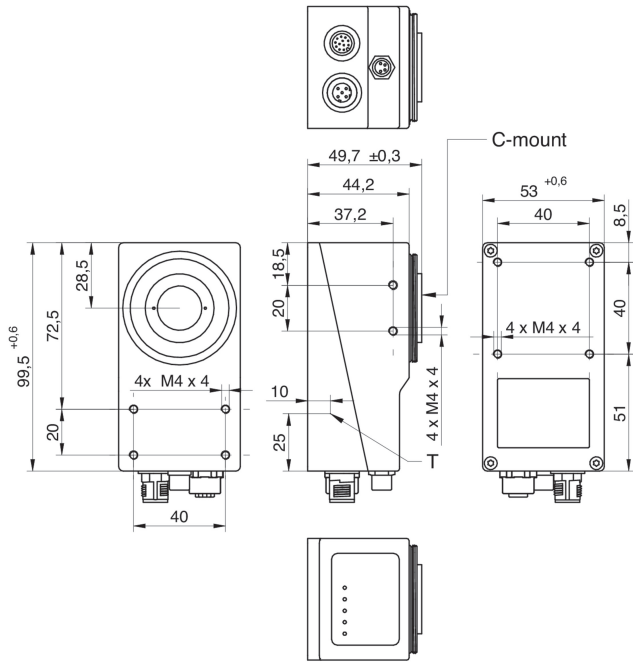
voltage outputs configurable by software

VS XC800C12X00IP

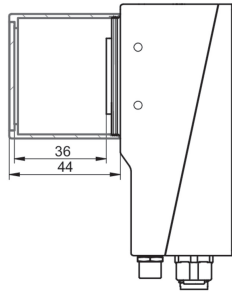
XC800

Article number: 11180704

dimension drawing



C-mount support



XC Tube, XC Tube Module

