

Positioning drives

DC motor, brushless

Absolute multiturn position detection, Profibus-DP

MSIA 68 - planetary gear transmission Profibus



MSIA 68 without gear transmission connection axial

Technical data - electrical ratings

Voltage supply	24 VDC $\pm 10\%$
Current consumption	≤ 14 A
Nominal current	5.5 A
Operating current typ.	≤ 100 mA
Positioning resolution motor	0.02 °
Positioning accuracy motor	± 1 °
Repeatability motor	0.3 °
Number of revolutions	262144 / 18 bit
Commutation	Sine
Undervoltage shutdown	≤ 11.5 V
Terminating resistor	External (see accessories)
Controller	Integrated position and speed regulator (4Q)
Sensing method	Magnetic
Number of pole pairs	2 = 4 poles
Reverse polarity protection	Bus electronics
Overheat protection	112 °C (final power output circuit)
Interference immunity	DIN EN 61000-6-2
Emitted interference	DIN EN 61000-6-4

Features

- Positioning drive with/without planetary gears
- Profibus-DP
- Brushless DC motor
- Absolute multiturn position detection
- Nominal power output 80 W
- 4 inputs programmable
- Journey datasets programmable
- Separate communication and power supply

Optional

- Holding brake

Technical data - mechanical design

Dimensions	$\varnothing 68$ mm
Shaft type	$\varnothing 10$ mm solid shaft $\varnothing 14$ mm solid shaft
Operating speed	≤ 4200 rpm
Nominal speed	3900 rpm
Nominal power output	92 W
Nominal torque	0.225 Nm
Starting torque	≤ 0.68 Nm
Service life	20000 h (without gear)
Protection DIN EN 60529	IP 54
Ambient temperature	-15...+40 °C
Isolation class	B (+130 °C, DIN EN 60034-1)
Rotor moment of inertia	588 gcm ²
Connection	Connector
Number of stages	1...3
Resistance	DIN EN 60068-2-6 Vibration DIN EN 60068-2-27 shock
Self-locking in de-energized state	< 0.02 Nm
Shaft surface	Smooth and round (without gear transmission); key (with gear transmission)
Material	Housing: steel and aluminium
S1 continuous operation	DIN EN 60034-1
S3 intermittent operation	Power-on time 25 %, run time 1 min
Instruction	Nominal data at +40 °C ambient temperature for gearless motor. Service life at operating factor = 1.

Positioning drives

DC motor, brushless

Absolute multiturn position detection, Profibus-DP

MSIA 68 - planetary gear transmission Profibus

Part number

MSIA 68P2P 12-N64 C

Gear reducer
 000 Without gear transmission
 007 6.75 : 1
 025 25.01 : 1
 046 45.56 : 1
 169 168.84 : 1
 Gearing variant
 K0 Without gear transmission
 P6 Planetary gear transmission
 Protection
 C IP 54
 Connecting direction
 A Axial
 R Radial

Accessories

Connectors and cables

10153493	Female connector D-SUB, 9-pin, straight, voltage supply and I/Os without cable
10163483	Female connector D-SUB Kit, IP 65, 9-pin, straight
11002151	Cable, 10-wire, voltage supply and I/Os
10157911	Cable with male/female M12, Profibus, angled, B-coded, 2 m
10157912	Cable with male/female M12, Profibus, angled, B-coded, 5 m
10157910	Cable with male/female M12, Profibus, straight, B-coded, 5 m
10153970	Female connector M12, 5-pin, straight
10156585	Female connector M12, 5-pin, angled
10153971	Cable connector M12, 5-pin, straight
10156555	Cable connector M12, 5-pin, angled
10153973	T-junction M12 Profibus (2 male/1 female)
10153975	Terminating resistor Profibus
10156807	Cable with connector D-SUB/mating M12, Profibus, straight, B-coded, 3 m

Programming accessories

10154326	USB-to-Profibus adaptor
----------	-------------------------

Motor-gearing-combination

Gear ratio	Torque nominal (Nm)		Rotational speed (rpm)		Admitted shaft load (N)		Weight (kg)	Length L (mm)		Positioning resolution (°)	Recordable revolutions	Max. transmission play (°)	Mmax gear (Nm)	Gear efficiency approx.
	S1	S3	S1	S3	axial	radial		axial	radial					
-	0.23	0.53	3900	3500	40	400	1.9	144	136	0.022	262144	-	-	-
6.75	1.2	2.8	578	519	70	240	2.7	190	186	3.3×10^{-3}	38836	0.65	8	0.80
25.01	4.2	9.8	156	140	100	360	3.1	207	199	8.8×10^{-4}	10482	0.70	25	0.75
45.56	7.7	17.9	86	77	100	360	3.1	207	199	4.8×10^{-4}	5754	0.70	25	0.75
168.84	26.6	50	23	21	150	520	3.5	224	216	1.3×10^{-4}	1553	0.75	50	0.70

Further motor - gear combinations upon request.

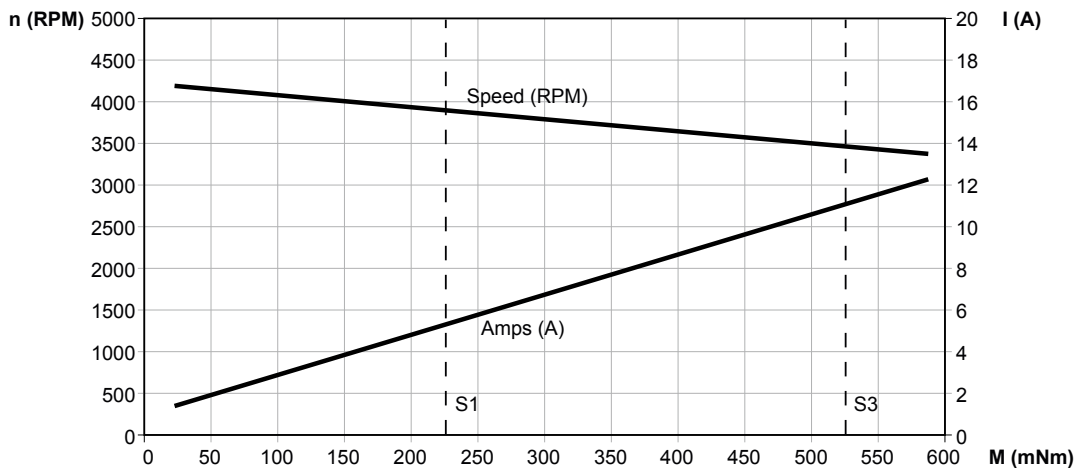
Positioning drives

DC motor, brushless

Absolute multiturn position detection, Profibus-DP

MSIA 68 - planetary gear transmission Profibus

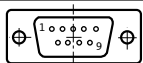
Characteristic load curve motor without gears



Terminal assignment

Connector – D-Sub, 9-pin

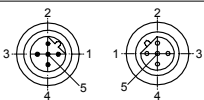
Connector	Signal	Description
Pin 1	+VsE	+24 VDC voltage supply electronic
Pin 2	Input 1	Input programmable
Pin 3	Input 2	Input programmable
Pin 4	Input 3	Input programmable
Pin 5	Input 4	Input programmable
Pin 6	0 VME	0 VDC voltage s. motor / electronic
Pin 7	0 VME	0 VDC voltage s. motor / electronic
Pin 8	+VsM	+24 VDC voltage supply motor
Pin 9	+VsM	+24 VDC voltage supply motor
	Shield	Housing



Connector male / female – M12, 5-pin, B-coded

Connector	Signal	Description
Pin 1	+VsDP	VP Profibus +5 VDC (female) ¹⁾
Pin 2	A line green	Cable green / Profibus-DP
Pin 3	0 VDP	DGND Profibus (female) ¹⁾
Pin 4	B line red	Cable red / Profibus-DP
Pin 5	n.c.	–
	Shield	Housing

¹⁾ option: external terminating resistor



Technical data - communication

Interface	Profibus-DPV0
Output stages	Profibus Insulated RS485 Interface
Profile conformity	Profidrive no. 3 Version 2.0
PPO	Type 2
Cyclic data transfer	Communication according to DPV0
Transmission rate	9.6...12000 kbit/s
Galvanic isolation bus	Yes
Inputs	4 digitally programmable
Switching frequency	<500 Hz
Inputs	
Setting switch	Manual setting of bus address
Potential equalization	Separate screw connection
Status indicator	DUO-LED integrated in housing
Operating modes	Position-controlled operation, Speed-controlled operation, Referencing, External targets, Journey datasets
Diagnostic functions	Temperature control Parameter error Multiturn sensing Self-diagnosis
Programming software	Yes
Factory setting	Node ID 3

Positioning drives

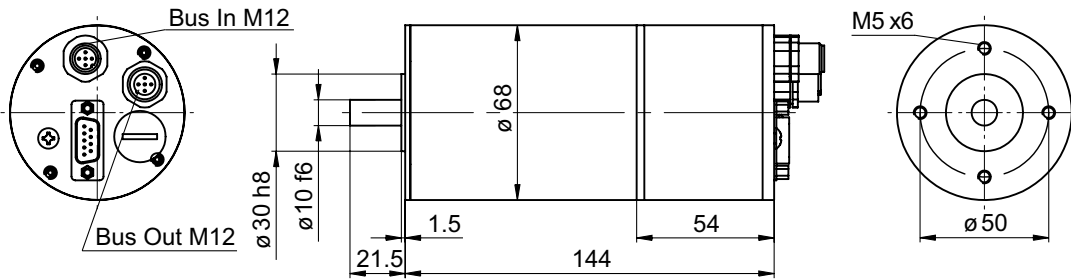
DC motor, brushless

Absolute multiturn position detection, Profibus-DP

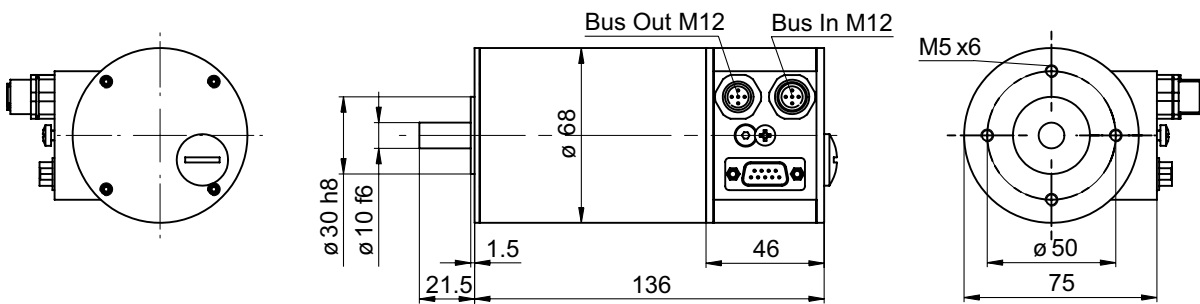
MSIA 68 - planetary gear transmission Profibus

Dimensions

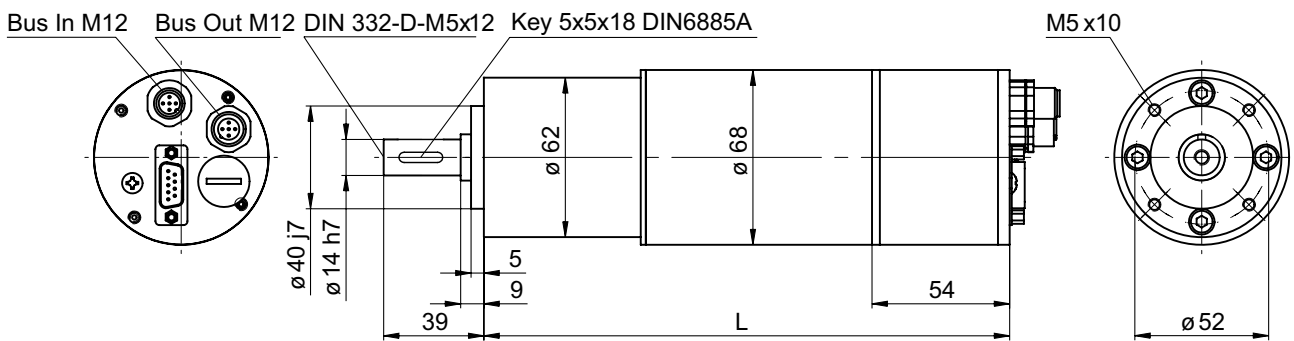
MSIA 68 without gear transmission connection axial



MSIA 68 without gear transmission connection radial



MSIA 68 planetary gear transmission connection axial



MSIA 68 planetary gear transmission connection radial

