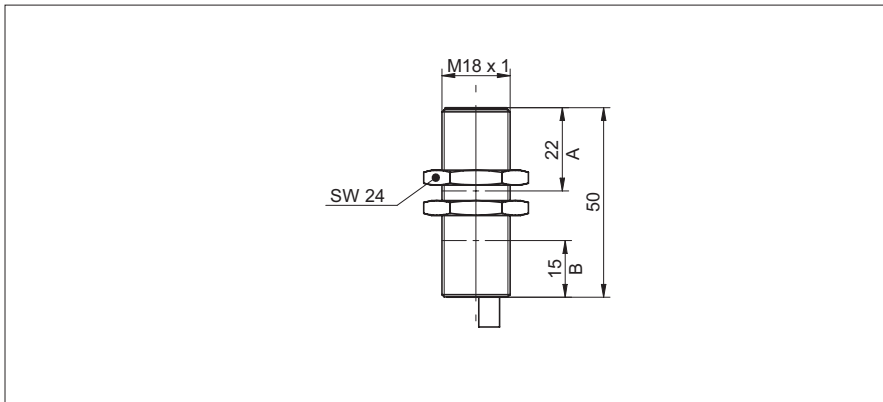


Inductive distance measuring sensors

IR18V.D08L-11197224

Mat.-No.: 11197224

dimension drawing

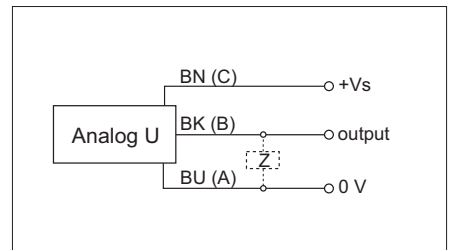


- Linear analog output

general data

mounting type	flush
measuring distance Sd	0 ... 8 mm
sensitivity	0,5 V/mm
resolution	< 0,008 mm (stat) < 0,01 (dynam.)
repeat accuracy	< 0,016 mm
linearity error	± 120 µm
temperature drift	± 8 % (Full Scale)
output indicator	-
approvals/certificates	EN 60947-5-2:2007 +A1:2012, Sec. 8.6 EN 60947-5-7:2003, Sec. 8.6 EN 13309:2010 ^{1) 3)} EN ISO 14982:2009 ^{1) 2)} ISO 13766:2006 ¹⁾

connection diagram



- 1) only for use in machines with centralized load dump suppression (35V)
- 2) shall not be used in the direct control and modification of the state of function of the machine
- 3) not for operations during engine start phase in 12V Systems

electrical data

cutoff frequency (3dB)	< 450 Hz
voltage supply range +Vs	7 ... 32 V (12 V vehicle power)
current consumption max. (no load)	15 mA
output circuit	voltage output
output signal	0,5 ... 4,5 V
load resistance	> 900 Ω
short circuit protection	yes
reverse polarity protection	yes
Electromagnetic immunity	ISO 11452-4: 200mA ISO 11452-2: 100V/m Based on UN / ECE R10 Rev 5 ch. 6.8 (no ECE Type Approval available)
Emission	EN 55011 Based on UN / ECE R10 Rev 5 ch. 6.5, 6.6 (no ECE Type Approval available)
Test pulse (ISO 7637-2, ISO 16750-2)	1 2a 2b 3a 3b 4 5b
Severity level	IV III IV III III III -
Functional status (12V System)	C A C A A C A

Inductive distance measuring sensors

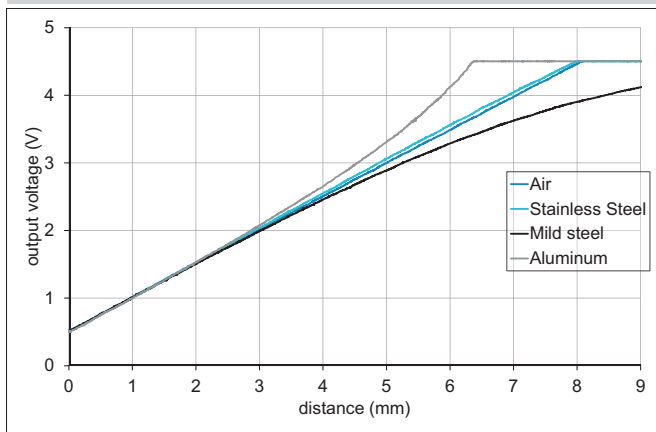
IR18V.D08L-11197224

Mat.-No.: 11197224

mechanical data	
type	cylindrical threaded
housing material	brass nickel plated
dimension	18 mm
housing length	50 mm
connection types	cable, jacket: PUR \varnothing 5,7 wire: 3 x 0,75 mm ² , L= 2 m
tightening torque max.	40 Nm (A: 28 Nm, B: 28 Nm)

ambient conditions	
operating temperature	-40 ... +85 °C
protection class	IP 69K (front part) / IP 68 (1,5 m, 24 h)

flush mounted (typical)



quasi flush mounted 1/3 Sd (typical)

