

Induktive Sensoren  
Inductive sensors  
DéTECTEURS inductifs

---

# IR18V.P08S-11197221

Induktive Näherungsschalter

---

Inductive proximity switch

---

DéTECTEURS de proximité inductifs

---



11197221



## Baumer

Baumer Electric AG · CH-8501 Frauenfeld  
Phone +41 (0)52 728 1122 · Fax +41 (0)52 728 1144

### Canada

Baumer Inc.  
CA-Burlington, ON L7M 4B9  
Phone +1 (1)905 335-8444

### Italy

Baumer Italia S.r.l.  
IT-20090 Assago, MI  
Phone +39 (0)2 45 70 60 65

### China

Baumer (China) Co., Ltd.  
CN-201612 Shanghai  
Phone +86 (0)21 6768 7095

### Singapore

Baumer (Singapore) Pte. Ltd.  
SG-339412 Singapore  
Phone +65 6396 4131

### Denmark

Baumer A/S  
DK-8210 Aarhus V  
Phone +45 (0)8931 7611

### Sweden

Baumer A/S  
SE-56133 Huskvarna  
Phone +46 (0)36 13 94 30

### France

Baumer SAS  
FR-74250 Fillinges  
Phone +33 (0)450 392 466

### Switzerland

Baumer Electric AG  
CH-8501 Frauenfeld  
Phone +41 (0)52 728 1313

### Germany

Baumer GmbH  
DE-61169 Friedberg  
Phone +49 (0)6031 60 07 0

### United Kingdom

Baumer Ltd.  
GB-Watchfield, Swindon, SN6 8TZ  
Phone +44 (0)1793 783 839

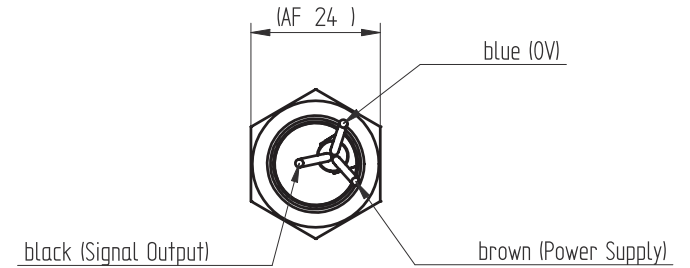
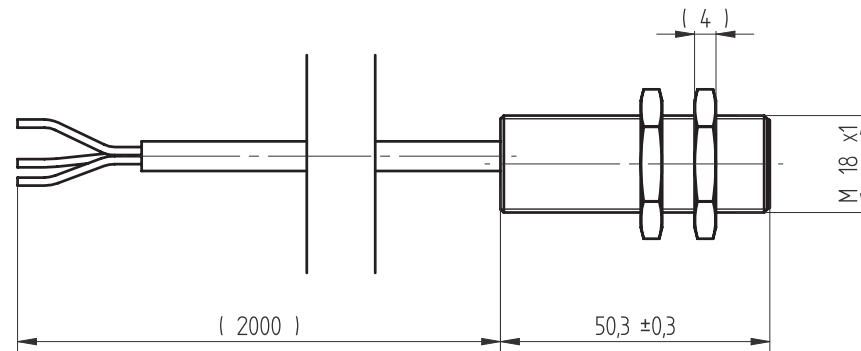
### India

Baumer India Private Limited  
IN-411038 Pune  
Phone +91 20 2528 6833/34

### USA

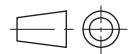
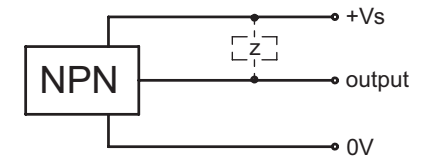
Baumer Ltd.  
US-Southington, CT 06489  
Phone +1 (1)860 621-2121

[www.baumer.com/worldwide](http://www.baumer.com/worldwide)



NOTES:

1. ELECTRICAL SPECIFICATION:
  - a. VOLTAGE: 7V...48 VDC (12V / 24V vehicles supply)
  - b. SUPPLY CURRENT: ≤ 10mA
  - d. SENSING DISTANCE Sn: 8mm
  - e. OUTPUT CIRCUIT: NPN
  - f. MAX. OUTPUT CURRENT: ≤ 200mA
  - g. TEMPERATURE DRIFT: +/- 10%
  - h. VOLTAGE DROP: <2VDC
  - i. SWITCHING FREQUENCY: <800Hz
  - j. REVERSE POLARITY PROTECTION: yes
  - k. SHORT CIRCUIT PROTECTION: yes
2. MECHANICAL DATA:
  - a. CYLINDRICAL THREADED (M18 x 1)
  - b. HOUSING MATERIAL: BRASS NICKEL PLATED
  - c. CABLE: PUR 3x0.75mm<sup>2</sup>
  - d. MAXIMUM INSTALLATION TORQUE: 40Nm (at 22mm of front part and at 15mm of back part the tightening torque is reduced by 30%)
3. AMBIENT CONDITIONS:
  - a. STORAGE TEMPERATURE: -40°C...+85°C
  - b. OPERATING TEMPERATURE: -40°C...+85°C
4. SENSOR MEETS THE FOLLOWING REQUIREMENTS EMC (no ECE Type Approval)
  - a. ELECTROMAGNETIC SUSCEPTIBILITY:
    - ISO 11452-4, BCI (2011-12) Frequency Range: 0.5...400MHz, 200mA (AM)
    - ISO 11452-2, Free Field (2004-11), Frequency Range: 200...1000MHz (AM)
    - 800...2700MHz (PM); 200...2700MHz (CW)
  - b. COMPONENT LEVEL EMISSIONS: CISPR 25 (2002)
    - Broadband: 0.53...30MHz: 24dBµV/m; 30...1000MHz: UN/ECE R10 Rev 5 ch. 6.5.2.1
    - Narrowband: 0.53...30MHz: 15dBµV/m, 30...1000MHz: UN/ECE R10 Rev 5 ch. 6.6.2.1; 1159...1590MHz: 10dBµV/m; 2320...2500MHz: 25dBµV/m
  - c. ELECTROSTATIC DISCHARGE (UN-POWERED): ISO 10605
    - Air max. +/- 15kV, Contact max. +/- 15kV
    - ELECTROSTATIC DISCHARGE (POWERED): ISO 10605
    - Air max. +/- 15kV, Contact max. +/- 20kV
  - d. FAST TRANSIENT (24V): ISO 7637-3 Pulse b/a
  - e. POSITIVE / NEGATIVE SWITCHING SPIKES (12V / 24V): ISO 7637-2 Pulse 3b/3a, Status A
  - f. PARALLEL INDUCTIVE LOAD SWITCHING (12V / 24V): ISO 7637-2 Pulse 1, Status C
  - g. LOAD DUMP (24V) CLAMPED 58V: ISO7637-2 Pulse 5b (ISO 16750-2), Status A
  - h. DC MOTOR ACTING AS A GENERATOR TRANSIENT (12V / 24V): ISO 7637-2 Pulse 2b, Status C
  - i. WIRING HARNESS INDUCTIVE SWITCHING (12V / 24V): ISO 7637-2 Pulse 2a, Status A
  - j. STARTING PROFILE (12V / 24V): ISO7637-2 Pulse 4 (ISO 16750-2), Status C/B
5. SENSOR MEETS THE FOLLOWING REQUIREMENTS ENVIRONMENTAL
  - a. PROTECTION CLASS: IP69K (FRONT PART)/ IP68 (1,5m/ 24h)
  - b. RANDOM VIBRATION: IEC 600068-2-64: 10...2000Hz, 117.1m/s<sup>2</sup> (rms), 8h/axis
  - c. OPERATING SHOCK: IEC 600068-2-27: 10Shocks/axis, 50g, 11ms
  - d. BENCH HANDLING SHOCK: IEC 60068-2-31: 1m / 3 Drops per side



This drawing is OUR PROPERTY and may not be copied, recreated or made available to any third party, without prior permission	Qty	Item		Pos.	Material			Remarks			
	Rev	Drawn	Approved	Rev	Drawn	Approved	deburred	Project TLD 12er 18er Agri			
	b	23.03.2018	ts	23.03.2018	rou			Replaced by			
	Mod			Mod			-	Replacement for			
IR18V.P08S-11197221							Scale	Drawn	25.01.2018	ts	
							1:1	Checked	25.01.2018	rou	
								Approved	25.01.2018	rou	
<b>Baumer</b>							Baumer Electric AG Postfach · Hummelstrasse 17 · CH-8501 Frauenfeld Phone +41 (0)52 728 11 22 · Fax +41 (0)52 728 11 44		11197221	118.3078	B