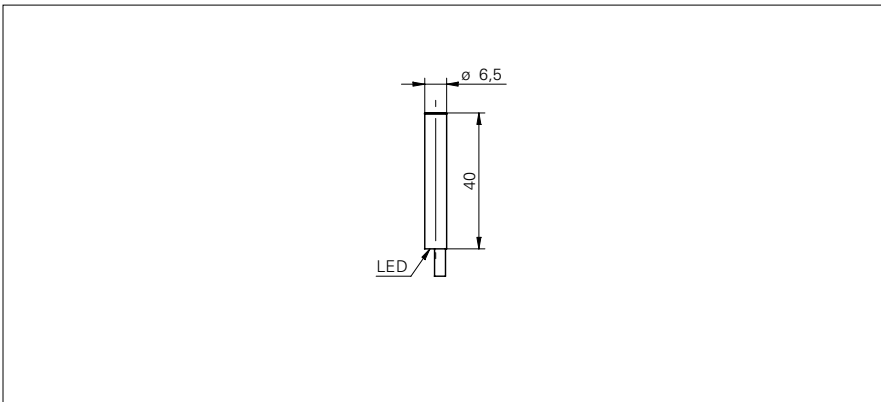


# Inductive proximity switch

**IR06.P03S-11148685**

**dimension drawing**



**general data**

mounting type	flush
special type	enhanced distance (GammaProx)
nominal sensing distance $S_n$	3 mm
temperature drift	$\pm 10 \%$
hysteresis	3 ... 20 % of $S_r$
output indicator	LED red
correction factor typ.	mild steel 100 %, stainless steel 65 %, aluminum 30 %

**electrical data**

switching frequency	< 2 kHz
voltage supply range +Vs	6 ... 36 VDC
current consumption max. (no load)	10 mA
output circuit	NPN make function (NO)
voltage drop $V_d$	< 2 VDC
output current	< 100 mA
short circuit protection	yes
reverse polarity protection	yes

**mechanical data**

type	cylindrical smooth
material (sensing face)	PBT
housing material	stainless steel
dimension	6,5 mm
housing length	40 mm
connection types	cable, 2 m

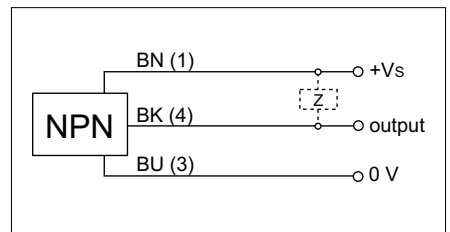
**ambient conditions**

operating temperature	-25 ... +75 °C
protection class	IP 67

**photo**



**connection diagram**

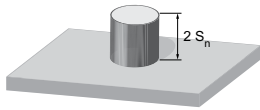


• triple sensing distance

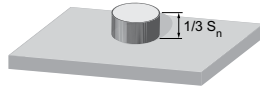
# Inductive proximity switch

**IR06.P03S-11148685**


**correction factors for different mounting situations (approximate values)**



Mounting material	Correction factor
Mild steel	100 %
Stainless steel	100 %
Aluminum	100 %



Mounting material	Correction factor
Mild steel	85 %
Stainless steel	65 %
Aluminum	55 %



Mounting material	Correction factor
Mild steel	90 %
Stainless steel	60 %
Aluminum	45 %

**mounting instructions**

