

overview

- Adjustable reference distance (zero point position)
- Intuitive limitation of the measuring range
- Configurable switching output
- Selectable filters and trigger modes
- Additional data such as signal quality on request
- Export and import function for parameter sets



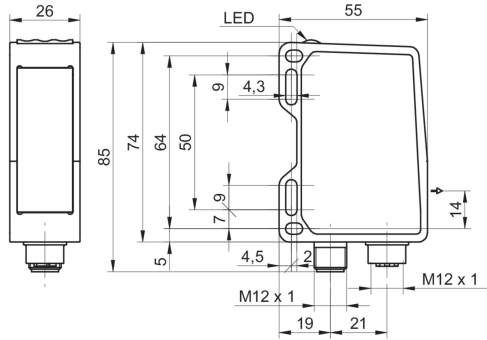
Technical data

general data		electrical data	
type	distance measuring	output current	< 100 mA
version	OM70 laser point basic	switching output	push-pull
measuring distance Sd	150 ... 1500 mm	short circuit protection	yes
measuring range Mr	1350 mm	reverse polarity protection	yes, Vs to GND
sweet spot	1500 mm	interface	Ethernet TCP/IP
adjustment	Webserver, Ethernet TCP/IP	protocol	Profinet, Modbus TCP, OPC UA, UDP streaming
power on indication	LED green	webserver	yes
output indicator	LED yellow / LED red	mechanical data	
ethernet link indication	LED blue	width / diameter	26 mm
resolution	13 ... 125 µm	height / length	74 mm
repeat accuracy	3 ... 63 µm	depth	55 mm
linearity error	± 0,32 % Mr	type	rectangular, front view
light source	pulsed red laser diode	housing material	aluminum
wave length	660 nm	front (optics)	glass
laser class	1	connection types	connector M12 8 pin & M12 4 pin
beam type	point	weight	135 g
temperature drift	0,100 % So/K	ambient conditions	
hysteresis digital output	adjustable	ambient light immunity	< 35 kLux
electrical data		operating temperature	-10 ... +50 °C
response delay	0,8 ms	protection class	IP 67
measuring frequency	2000 Hz	storage temperature	-20 ... +60 °C
voltage supply range +Vs	15 ... 28 VDC	vibration (sinusoidal)	IEC 60068-2-6:2008 1 mm p-p at f = 10 - 55 Hz, duration 5 min per axis 30 min endurance at f = 55 Hz per axis
current consumption max. (no load)	75 mA	shock (semi-sinusoidal)	IEC 60068-2-27:2009 30 g / 11 ms, 6 jolts per axis and direction
output circuit	analog and digital		
output signal	4 ... 20 mA / 2 ... 10 mA / 0 ... 10 VDC / 0 ... 5 VDC		

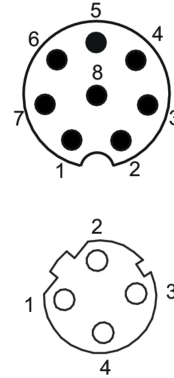
remarks

- Measurement with Baumer standardized measuring equipment and targets (Measurement on 90% remission (white)). Values of Resolution, linearity error and repeat accuracy apply to a measurement with filter setting (Median: 9, Average: 128).

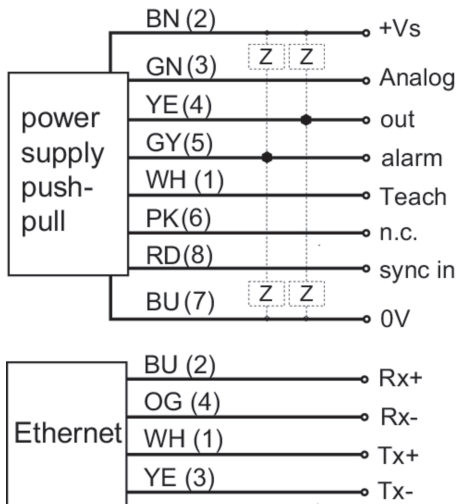
dimension drawing



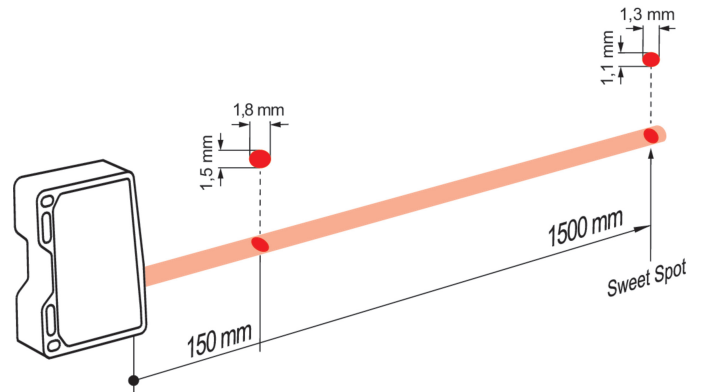
pin assignment



connection diagram



beam characteristic (typically)



laser warning



IEC 60825-1/2014
Complies with 21 CFR 1040.10 and 1040.11
except for deviations pursuant to laser
notice No. 50, dated June 24, 2007