

**overview**

- 70 ... 1000 mm
- push-pull
- qTeach, line-Teach, IO-Link
- connector M12 5 pin
- -25 ... 65 °C
- IP 69



**Technical data**

**general data**

scanning range Sd	70 ... 1000 mm
scanning range far limit Sde	70 ... 1000 mm
version	IO-Link
hysteresis typ.	4 % Sde
repeat accuracy	< 0,5 mm
temperature drift	< 2 % Sde
power-up drift	compensated after 15 min.
response time ton	< 40 ms
release time toff	< 40 ms
sonic frequency	200 kHz
adjustment	qTeach, line-Teach, IO-Link
alignment aid	light indicator flashing
light indicator	LED yellow
power on indication	LED green
alignment measuring axis	< 2°

**electrical data**

voltage supply range +Vs	12 ... 30 VDC
current consumption typ.	35 mA
output circuit	push-pull
output current	< 100 mA
voltage drop Vd	< 3,5 VDC
residual ripple	< 10 % Vs
short circuit protection	yes
reverse polarity protection	yes

**communications interface**

interface	IO-Link V1.1
-----------	--------------

**communications interface**

baud rate	38,4 kBaud (COM 2)
cycle time	≥ 12 ms
process data length	32 Bit
process data structure	Bit 0 = SSC1 (distance) Bit 1 = SSC2 (distance) Bit 2 = quality Bit 3 = alarm Bit 5 = SSC4 (counter) Bit 8-15 = scale factor Bit 16-47 = 32 Bit measurement
IO-Link port type	Class A

**additional data**

distance	
excess gain	
operating cycles	
operating hours	
boot cycles	
operating voltage	
device temperature	
histograms	

**adjustable parameters**

time filters	
LED status indicators	
output logic	
output circuit	
counter	
beam forming	
function of pin 5	
deactivate the sensor element	
Find Me function	

**mechanical data**

type	cylindrical threaded
------	----------------------

**Technical data**

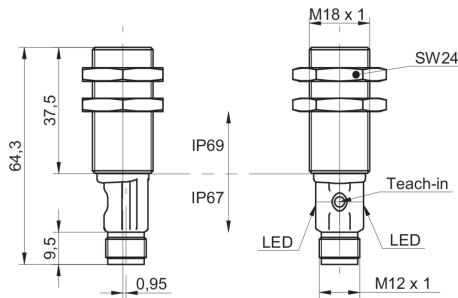
**mechanical data**

housing material	stainless steel (V2A) / TR90
coating active face	PEEK
width / diameter	18 mm
height / length	64 mm
connection types	connector M12 5 pin

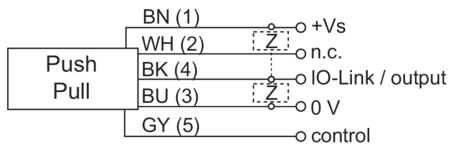
**ambient conditions**

operating temperature	-25 ... +65 °C
storage temperature	-40 ... +75 °C
protection class	IP 69
protection class (connection)	IP 67

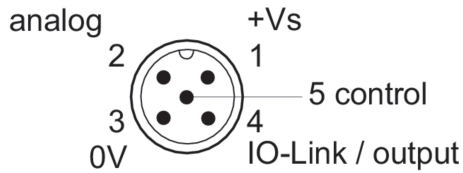
**dimension drawing**



**connection diagram**



**pin assignment**



**typical sonic cone profile**

