

overview

- 4096 × 3000 px
- Sony IMX253
- 1.1" CMOS
- 69 fps
- 10 GigE
- available



technical data

sensor information

sensor	Sony IMX253
resolution	4096 × 3000 px
exposure time	0,001 ... 60000 ms
pixel size	3.45 × 3.45 μm
shutter type	Global shutter
sensor type	1.1" CMOS

acquisition formats

image formats, interface frame rate max.	Full Frame, 4096 × 3000 px, max. 69 fps Binning 2×2, 2048 × 1500 px, max. 69 fps Binning 2×1, 2048 × 3000 px, max. 69 fps Binning 1×2, 4096 × 1500 px, max. 69 fps
image formats, acquisition frame rate max. (Burst Mode)	Full Frame, 4096 × 3000 px, max. 69 fps

pixel formats

- BayerRG8
- BayerRG10
- BayerRG12
- BayerRG12 Packed
- Mono8
- Mono10
- Mono12
- Mono12 Packed
- RGB8
- BGR8

image preprocessing

analog controls	Gain (0 ... 48 dB) Offset (0 ... 255 LSB 12 Bit)
color models	Mono Raw Bayer RGB BGR

camera features

synchronization	free running trigger
trigger sources	Hardware software ActionCommand
trigger delay	0 ... 2 sec, tracking and buffering of up to 256 trigger signals
internal image buffer	1024 MB 78 images (Trigger Mode) 1 image (Free Running Mode)

interfaces and connectors

data interface	10 Gigabit Ethernet, Transfer rate 10000 Mbits/sec, Gigabit Ethernet, Transfer rate 1000 Mbits/sec, Fast Ethernet, Transfer rate 100 Mbits/sec, Connector: M12 / 8-pol x-coded (SACC-CI-M12FS-8CON-L180-10G)
process interface	M12 / 12 pins a-coded (SACC-CI-M12MS-12CON-L180)
power supply	via M12/12 pins a-coded

mechanical data

lens mount	C-mount
------------	---------

technical data

mechanical data

width	60 mm
height	60 mm
depth	99,7 mm
weight	≤ 485 g
material	aluminum

electrical data

voltage supply range +Vs	12 ... 24 V DC (external power supply)
power consumption	approx. 10,8 W @ 12 VDC and 69 fps

non-volatile memory

flash memory size	128 kB
-------------------	--------

environmental conditions

operating temperature	0 ... +65 ° @ T = measurement point
humidity	10 ... 90 % (non-condensing)

environmental conditions

protection class	IP 40 IP 54 (with mounted tube and cable) IP 65 (with mounted tube and cable) IP 67 (with mounted tube and cable)
------------------	--

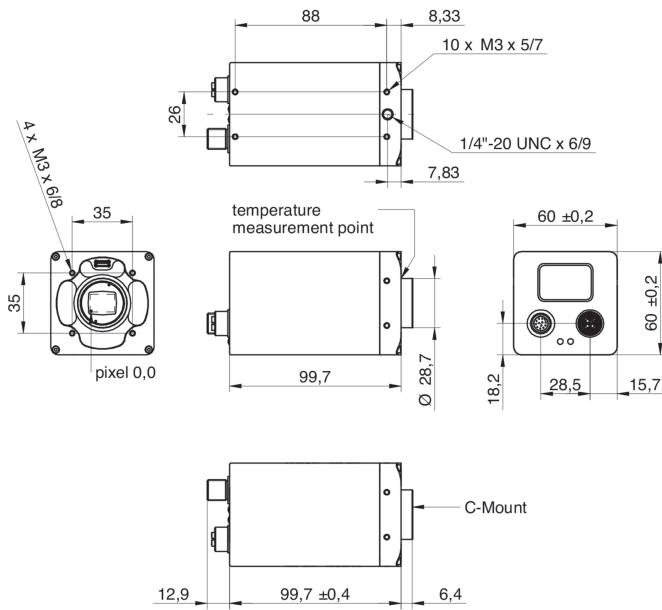
digital I/Os

lines	2 input lines 4 output lines with pulse width modulation (PWM) (max. 48 V / max. 2,5 A) RS232
-------	---

conformity

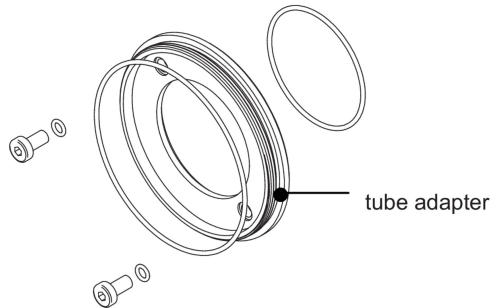
conformity	CE RoHS EAC
------------	-------------------

dimension drawing

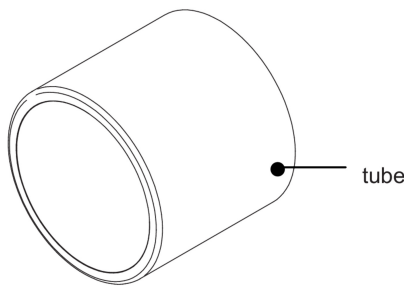


Principle

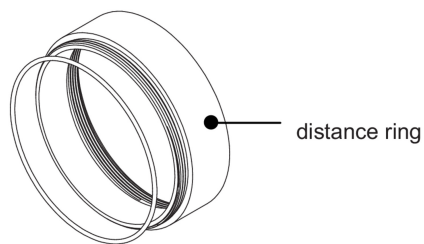
Optional accessories for protection class IP65/67:



- tube adapter
- Ø 49,5 mm, hard-anodized, incl. sealing and screws (VCXG.I 11185373)
 - Ø 65 mm, hard-anodized, incl. sealing and screws (VCXG.I 11185377; VLXT 11193125)



- tube
- Ø 49,5 mm, length 44 mm, hard-anodized, cover glass PMMA (11185370)
 - Ø 65 mm, length 58 mm, hard-anodized, cover glass PMMA (11185374)
 - Ø 49,5 mm, length 44 mm, hard-anodized, tempered laminated safety glass (11195425)
 - Ø 65 mm, length 58 mm, hard-anodized, tempered laminated safety glass (11195426)



- distance ring
- Ø 49,5 mm, length 12 mm, hard-anodized, incl. sealing (11185371)
 - Ø 49,5 mm, length 6 mm, hard-anodized, incl. sealing (11185372)
 - Ø 65 mm, length 12 mm, hard-anodized, incl. sealing (11185375)
 - Ø 65 mm, length 6 mm, hard-anodized, incl. sealing (11185376)
 - Ø 65 mm, length 36 mm, hard-anodized, incl. sealing (111988906)