

Main Features

- Gauge cocks in brass
- Gauge valves in brass, steel and stainless steel
- With or without test flanges
- Isolating of pressure gauges from the process fluid

Applications

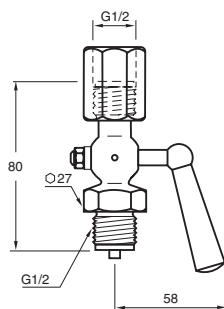
- Oil & Gas / Chemical
- Water & Waste water
- Energy
- Machinery

Technical data gauge cocks ARD

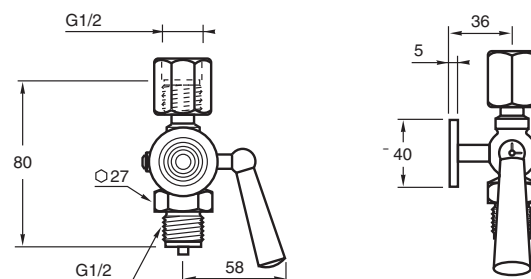
Material	Brass	Brass
Description	Gauge cock	Gauge cock with test flange
Reference	DIN 16262, Type A	-
Body		Brass
Plug		Brass
Washer		Brass
Adjusting nut		Unalloyed steel
Process connection		G 1/2
Instrument connection		G 1/2 Adjusting nut
Working pressure		25 bar
Test pressure		40 bar
Working temperature		- 10 ... 50 °C
Packing		PTFE
Test flange	-	Ø 40 x 5
Weight (kg)	0.420	0.500
Ordering code	ARD-L03L	ARD-L23L
Article number	10265038	10265039

Dimensions gauge cocks

Gauge cock



Gauge cock with test flange




Technical data gauge valves ARP

Material	Brass	Steel	Stainless steel			
Description	Gauge valve			Gauge valve with test flange		
Reference	DIN 16270, Type A			-	-	-
Body	Brass	1.0460	1.4571 (316Ti)			
Valve stem	1.4104		1.4571 (316Ti)			
Needle tip	1.4104		1.4571 (316Ti)			
Adjusting nut	Unalloyed steel		Stainless steel	-	Stainless steel	-
Process connection	G 1/2	G 1/2	G 1/2	1/2 NPT	G 1/2	1/2 NPT
Instrument connection	G 1/2 Adjusting nut	G 1/2 Adjusting nut	G 1/2 Adjusting nut	1/2 NPT Female	G 1/2 Adjusting nut	1/2 NPT Female
Working pressure	250 bar	400 bar		60 bar		
Test pressure	400 bar	600 bar		60 bar		
Working temperature	- 10 ... 120 °C		- 20 ... 200 °C ⁽¹⁾			
Packing	PTFE					
Test flange	-	-	-	-	Ø 40 x 5	Ø 40 x 5
Weight (kg)	0.550	0.550	0.550	0.550	0.650	0.650
Ordering code	ARP-L03L	ARP-A03L	ARP-X03L	ARP-X06N	ARP-X23L	ARP-X26N
Article number	10265166	10265165	10265175	10265178	10265180	10265181

⁽¹⁾ - 20 ... 250 °C with Graphite packing

Dimensions gauge valves



Options (only for ARP-X)

Degreased for oxygen applications	Code 0765
Packing Graphite (≤ 250 °C)	Code 1803
Material certificate 3.1	Code Q003