

QT50L/ QT50ML  
QT70L/ QT70ML

**New Model Concept which Allows for Significant Customization to Your Specific Needs Using Special Modular Components**



- QT Series tower light is a multifunctional product that allows for significant customization to your specific needs using our special modular components such as the lens, buzzer, ethernet cord, USB cord and mounting brackets. Additional tools are not required for assembly
- All modular components can be arranged freely to the user desired position (upper/ lower) except for the dial tone lever



### • Buzzer modules position can be chosen freely

The buzzer module is designed to be compatible with the light modules by using a novel architecture developed by Qlight. Therefore, users can reposition the module to the location they desire. In the photo to the left, the buzzer module is located at the top, center and bottom positions.

### • Can select from a variety of LED light functions

The LED indicator can provide varying signals/actions by using different independent light modules; flashing, strobe, rotating. For example, green would indicate normal operation, a red module would indicate risk which can be highlighted further by selecting a strobe flashing or rotating module.



1 Buzzer Tone Type  
1 Buzzer Tone Type



5 Warning Sounds Type  
5 Melodies Type  
5 Alarms Type

### • Select from 15 kinds of buzzer tones

There are 4 audible modules available which includes one buzzer type module and 3 alarm modules. Each alarm module comes with 5 sound patterns that can be selected for your specific application environment. The Buzzer module is customizable with two options- the 1 tone buzzer and high volume buzzer. Detailed specifications of the alarm sounds and buzzer sounds are included in page 91-93.

### • Can select from a variety of pole selections to fit your application needs

You can choose from 8 different kinds of pole options for mounting. The pole materials vary from steel, aluminum, and polycarbonate. Please refer to page 190-195 for more detailed information about the pole specifications and dimensions.



### • Module Selections

Users can directly purchase the necessary modules for assembly. Detailed specifications and features for each Individual module are introduced in page 95-98(QT50), page 105-108(QT70). For information about module combination procedure can be found in the assembly Instructions page.

### • Assembled Product


We are able to provide the consumer with an assembled product with module specifications provided by the customer. Specifications and products assembled in a variety of formats are detailed in page 99-104(QT50), page 109-114(QT70).

# QT series

## Modular Multi-Functional LED Tower Lights

### Module

Multi-functional module can be assemble to user requirements



Please use the switch for Steady and Flashing which is on top of Q50L-F and Q70L-F, LED steady/flashing module.

#### LED Module

- 4 kinds of LED modules; Steady, steady/flashing, strobe, revolving flashing
- Good visibility with high brightness.
- Module position can be chosen based on signal importance.



##### LED Steady Module

- Output LED Steady signal
- High brightness LED
- Voltage : DC12V, DC24V, AC110V, AC220V



##### LED Steady/Flashing Module

- Output LED Steady/Flashing signal
- High brightness LED
- Voltage : DC12V, DC24V, AC110V, AC220V



##### LED Strobe Module

- LED flashing light
- Excellent notice compare to flashing type
- Voltage : DC12V, DC24V



##### LED Revolving Flashing Module

- LED light revolve and flash
- Dynamic Signal
- Voltage : DC12V, DC24V

#### Buzzer Module

- Buzzer module has Siren and Bip sound, Bip sound is adjustable.
- Buzzer module position can be chosen freely and has a good air tight seal.



##### Siren Sound Buzzer Module

- Siren buzzer volume : Max 90dB
- Sound fixed
- Voltage : DC12V, DC24V, AC110V, AC220V



##### Bip Sound Buzzer Module

- Bip sound(Pi-Pi) volume : Max 90dB
- Sound adjustable
- Voltage : DC12V, DC24V, AC110V, AC220V

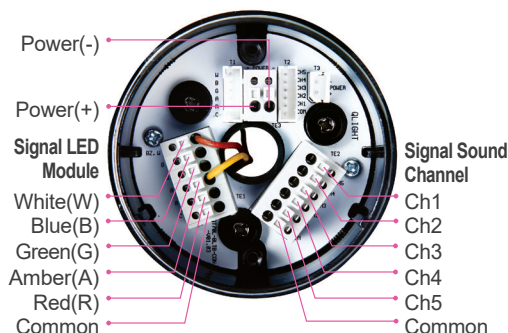


- Sound adjustable by lever on module side
- Buzzer module position can be chosen freely

# QT series

## Modular Multi-Functional LED Tower Lights


### Basic Signal Sound Module



Please follow wiring instruction for power and signal line on page 114.



Lever for sound adjustment  
Channel switch



Example for Signal Sound Module

### Signal Sound Module

- Warning sound, melody, and alarm sound selection can be chosen by dip switch or external contact on top of module.
- For sound selection by dip switch the module can be in any position. However, for sound selection by external contact the module should be located at the base/ bottom.
- Excellent air tight seal.

 	<b>Warning Sound Module</b> <ul style="list-style-type: none"> <li>• 5 Warning sounds : Max 85dB</li> <li>- fire, emergency , Ambulance, PI.PI.PI Short, Machinery Fault , Beep Intermittent</li> <li>• Voltage : USB DC5V</li> </ul>
 	<b>Melody Module</b> <ul style="list-style-type: none"> <li>• 5 Melodies : Max 85dB</li> <li>- Sweet home, For Elise, Cuckoo's Waltz, Piano sonata, Turkish March</li> <li>• Voltage : USB DC5V</li> </ul>
 	<b>Alarm Module</b> <ul style="list-style-type: none"> <li>• 5 Alarms : Max 85dB</li> <li>- Beep Intermittent, Door Chime, Phone Ring, PI.PI.PI Short, Triple Beat</li> <li>• Voltage : USB DC5V</li> </ul>

### Signal Sound Selection and Sound Adjust

- Signal module built-in 3 signal sounds, warning sound(WS), melody(WM) and alarm(WA) (User can select sound patten when ordering).
- Warning sound, melody, and alarm and sound selection can be chosen by dip switch or external contact on top of module.
- Sound can be adjusted by lever on module.
- Please refer to below list for sound and specification.

Article	Built-in sounds	Channel	Sound
WS	5 Warning Sounds	Ch1	Fire, emergency
		Ch2	Ambulance
		Ch3	PI.PI.PI Short
		Ch4	Machinery Fault
		Ch5	Beep Intermittent
WM	5 Melodies	Ch1	Sweet home
		Ch2	For Elise
		Ch3	Cuckoo's Waltz
		Ch4	Piano sonata
		Ch5	Turkish March
WA	5 Alarms	Ch1	Beep Intermittent
		Ch2	Door Chime
		Ch3	Phone Ring
		Ch4	PI.PI.PI Short
		Ch5	Triple Beat

- For sound selection by external contact, please refer to the following picture for an example of easy wiring of the sound module using the enclosed signal lines for the module.



### USB Module(Built-in Signal Sound)

- LED tower light system with built-in sound connected and controlled by a PC application program.
- Sound module should be positioned at the base of the tower light.
- Sound can be adjusted with the lever on the module.

 <p>Q70L-USB-WS      Q50L-USB-WS</p>	<p><b>Built-in Warning USB Sound Module</b></p> <ul style="list-style-type: none"> <li>• 5 Warning sounds : Max 85dB</li> <li>- fire, emergency , Ambulance, PI.PI.PI Short, Machinery Fault , Beep Intermittent</li> <li>• Voltage : DC12V, DC24V</li> </ul>
 <p>Q70L-USB-WM      Q50L-USB-WM</p>	<p><b>Built-in Melody USB Module</b></p> <ul style="list-style-type: none"> <li>• 5 Melodies : Max 85dB</li> <li>- Sweet home, For Elise, Cuckoo's Waltz, Piano sonata, Turkish March</li> <li>• Voltage : DC12V, DC24V</li> </ul>
 <p>Q70L-USB-WA      Q50L-USB-WA</p>	<p><b>Built-in Alarm USB Module</b></p> <ul style="list-style-type: none"> <li>• 5 Alarms : Max 85dB</li> <li>- Beep Intermittent, Door Chime, Phone Ring, PI.PI.PI Short, Triple Beat</li> <li>• Voltage : DC12V, DC24V</li> </ul>

### Module Connection




1 Connect wire between module



2 Match the edge of module




3 To assemble turn right



Uses a connector for easy assembly.

### Ethernet Module(Built-in Signal Sound)

- Ethernet tower light system that can be controlled by internet or LAN from a remote place.
- Sound module should be positioned at the base of the tower light.
- Sound can be adjust with the lever on the module.
- Excellent air tight seal.

 <p>Q70L-ETN-WS      Q50L-ETN-WS</p>	<p><b>Built-in Warning Ethernet Sound Module</b></p> <ul style="list-style-type: none"> <li>• 5 Warning sounds : Max 85dB</li> <li>- fire, emergency , Ambulance, PI.PI.PI Short, Machinery Fault , Beep Intermittent</li> <li>• Voltage : DC12V, DC24V</li> </ul>
 <p>Q70L-ETN-WM      Q50L-ETN-WM</p>	<p><b>Built-in Melody Ethernet Module</b></p> <ul style="list-style-type: none"> <li>• 5 Melodies : Max 85dB</li> <li>- Sweet home, For Elise, Cuckoo's Waltz, Piano sonata, Turkish March</li> <li>• Voltage : DC12V, DC24V</li> </ul>
 <p>Q70L-ETN-WA      Q50L-ETN-WA</p>	<p><b>Built-in Alarm Ethernet Module</b></p> <ul style="list-style-type: none"> <li>• 5 Alarms : Max 85dB</li> <li>- Beep Intermittent, Door Chime, Phone Ring, PI.PI.PI Short, Triple Beat</li> <li>• Voltage : DC12V, DC24V</li> </ul>

### Module Connection

- Adopts a convenient connector for easy assemble.
- Simple connection structure makes assembly straightforward and effortless when compared to other manufacturer's products.



# QT series



## Modular Multi-Functional LED Tower Lights



Base Module is composed of the control line and threaded to the mounting bracket for improved product mounting efficiency. Please refer to below instruction and choose the mount type.

### Base Module

- 6P terminal plate equipped on basic module. Please refer to page 115 for wiring of power line and signal line.

Direct Mount		3 Bolts on base module
Wall Mount		Wall mount bracket on base module
Pole Mount		Pole module and pole assemble on base module

### Module Color

- Housing color of the QT series modular tower lights is black
- Customizable in beige color



### Wiring Instructions

- QT series can be wired to external contact and transistor
- In case of wiring with transistor, please select the proper transistor type either NPN or PNP based on the source voltage setting
- DC Steady type : External power/External signal line : UL1007 AWG22(0.3sq) 400mm
- AC Steady, AC/DC steady/flashing type :  
External power line : UL1015 AWG18(0.75sq)×2C 400mm
- External signal line : UL1007 AWG22(0.3sq)400mm

※ Please refer to page 115 for detailed wiring instructions.




### Mounting Bracket

- Pole Mounting Bracket

Standard	LB18 LB24	LW18 LW24	QZ18 QZ24	SZ18 SZ24	QL18 QL24	SL18 SL24	QLA18 QLA24
							
Steel	Steel	PC	PC	Al	PC	Al	PC

※ Please refer to page 190-195 for detailed information about the pole specifications and dimensions.

### Power Line Wiring Instructions




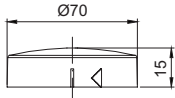
Terminal box can be wired without a special tool by using the push and release locking mechanism.

# QT70 series

## Modular Multi-Functional LED Tower Lights


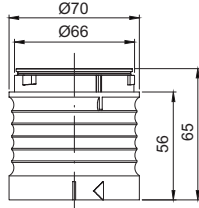




### Module Specifications QT70L/QT70ML

(Units : mm)

Shape	Parts Name	Model No.	Common Specifications
	QT70L cover	Q70L-CV	<ul style="list-style-type: none"> <li>Material : PC</li> <li>Protection ratings with assemble : IP 65</li> <li>Product size : <math>\varnothing 70 \times 15</math></li> </ul> 


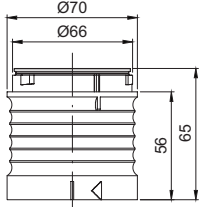


### LED Steady Module

(Units : mm)

Shape	Parts Name	Model No.	Specification		Common Specifications
			Voltage	Current	
	Q70L-NR Red LED Steady Module	Q70L-NR-12 Q70L-NR-24 Q70L-NR-110 Q70L-NR-220	DC12V DC24V AC110V AC220V	0.100A 0.050A 0.020A 0.020A	<ul style="list-style-type: none"> <li>Material : PC</li> <li>Protection ratings with assemble : IP 65</li> <li>Product size : <math>\varnothing 70 \times 65</math></li> </ul> 
	Q70L-NA Amber LED Steady Module	Q70L-NA-12 Q70L-NA-24 Q70L-NA-110 Q70L-NA-220	DC12V DC24V AC110V AC220V	0.100A 0.050A 0.020A 0.020A	
	Q70L-NG Green LED Steady Module	Q70L-NG-12 Q70L-NG-24 Q70L-NG-110 Q70L-NG-220	DC12V DC24V AC110V AC220V	0.100A 0.050A 0.020A 0.020A	
	Q70L-NB Blue LED Steady Module	Q70L-NB-12 Q70L-NB-24 Q70L-NB-110 Q70L-NB-220	DC12V DC24V AC110V AC220V	0.100A 0.050A 0.020A 0.020A	
	Q70L-NC White LED Steady Module	Q70L-NC-12 Q70L-NC-24 Q70L-NC-110 Q70L-NC-220	DC12V DC24V AC110V AC220V	0.100A 0.050A 0.020A 0.020A	

### LED Flashing Module


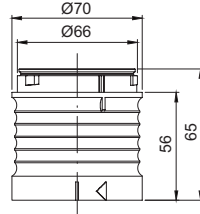

(Units : mm)

Shape	Parts Name	Model No.	Specification		Common Specifications
			Voltage	Current	
	Q70L-FR Red LED Flashing Module	Q70L-FR-12 Q70L-FR-24 Q70L-FR-110 Q70L-FR-220	DC12V DC24V AC110V AC220V	0.100A 0.050A 0.020A 0.020A	<ul style="list-style-type: none"> <li>Material : PC</li> <li>Protection ratings with assemble : IP 65</li> <li>Product size : <math>\varnothing 70 \times 65</math></li> </ul> 
	Q70L-FA Amber LED Flashing Module	Q70L-FA-12 Q70L-FA-24 Q70L-FA-110 Q70L-FA-220	DC12V DC24V AC110V AC220V	0.100A 0.050A 0.020A 0.020A	
	Q70L-FG Green LED Flashing Module	Q70L-FG-12 Q70L-FG-24 Q70L-FG-110 Q70L-FG-220	DC12V DC24V AC110V AC220V	0.100A 0.050A 0.020A 0.020A	

# QT70 series


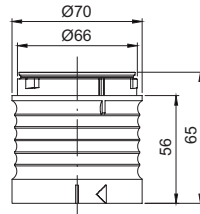




## Modular Multi-Functional LED Tower Lights

(Units : mm)

Shape	Parts Name	Model No.	Specification		Common Specifications
			Voltage	Current	
	Q70L-FB Blue LED Flashing Module	Q70L-FB-12 Q70L-FB-24 Q70L-FB-110 Q70L-FB-220	DC12V DC24V AC110V AC220V	0.100A 0.050A 0.020A 0.020A	<ul style="list-style-type: none"> <li>Material : PC</li> <li>Protection rating : IP65</li> <li>Dimension : Ø70×65</li> </ul> 
	Q70L-FC White LED Flashing Module	Q70L-FC-12 Q70L-FC-24 Q70L-FC-110 Q70L-FC-220	DC12V DC24V AC110V AC220V	0.100A 0.050A 0.020A 0.020A	


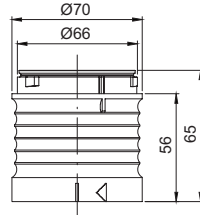

### LED Strobe Module

(Units : mm)

Shape	Parts Name	Model No.	Specification		Common Specifications
			Voltage	Current	
	Q70L-SR Red LED Strobe Module	Q70L-SR-12 Q70L-SR-24	DC12V DC24V	0.120A 0.120A	<ul style="list-style-type: none"> <li>Material : PC</li> <li>Protection rating : IP65</li> <li>Dimension : Ø70×65</li> </ul> 
	Q70L-SA Amber LED Strobe Module	Q70L-SA-12 Q70L-SA-24	DC12V DC24V	0.120A 0.120A	
	Q70L-SG Green LED Strobe Module	Q70L-SG-12 Q70L-SG-24	DC12V DC24V	0.120A 0.120A	
	Q70L-SB Blue LED Strobe Module	Q70L-SB-12 Q70L-SB-24	DC12V DC24V	0.120A 0.120A	
	Q70L-SC White LED Strobe Module	Q70L-SC-12 Q70L-SC-24	DC12V DC24V	0.120A 0.120A	

### LED Revolving Flashing module

(Units : mm)


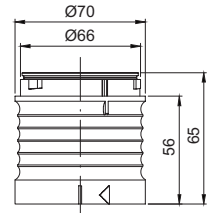


Shape	Parts Name	Model No.	Specification		Common Specifications
			Voltage	Current	
	Q70L-RR Red LED Revolving Flashing Module	Q70L-RR-12 Q70L-RR-24	DC12V DC24V	0.080A 0.080A	<ul style="list-style-type: none"> <li>Material : PC</li> <li>Protection rating : IP65</li> <li>Dimension : Ø70x65</li> </ul> 
	Q70L-RA Amber LED Revolving Flashing Module	Q70L-RA-12 Q70L-RA-24	DC12V DC24V	0.080A 0.080A	



# QT70 series


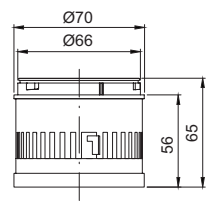

## Modular Multi-Functional LED Tower Lights

(Units : mm)

Shape	Parts Name	Model No.	Specification		Common Specifications
			Voltage	Current	
	Q70L-RG Green LED Revolving Flashing Module	Q70L-RG-12 Q70L-RG-24	DC12V DC24V	0.080A 0.080A	<ul style="list-style-type: none"> <li>Material : PC</li> <li>Protection rating : IP65</li> <li>Dimension : Ø70×65</li> </ul> 
	Q70L-RB Blue LED Revolving Flashing Module	Q70L-RB-12 Q70L-RB-24	DC12V DC24V	0.080A 0.080A	
	Q70L-RC White LED Revolving Flashing Module	Q70L-RC-12 Q70L-RC-24	DC12V DC24V	0.080A 0.080A	


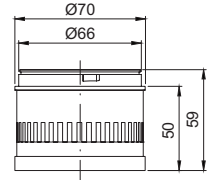
### Buzzer Module

(Units : mm)

Shape	Parts Name	Model No.	Specification		Common Specifications
			Voltage	Current	
	Q70L-BZ Buzzer Module	Q70L-BZ-12 Q70L-BZ-24 Q70L-BZ-110 Q70L-BZ-220	DC12V DC24V AC110V AC220V	0.015A 0.030A 0.090A 0.090A	<ul style="list-style-type: none"> <li>Material : PC</li> <li>Protection rating : IP54</li> <li>Dimension : Ø70×65</li> <li>Volume : Max 90dB</li> </ul> 
	Q70L-BZS Siren Buzzer Module	Q70L-BZS-12 Q70L-BZS-24 Q70L-BZS-110 Q70L-BZS-220	DC12V DC24V AC110V AC220V	0.240A 0.150A 0.010A 0.020A	

### Signal Sound Module

(Units : mm)


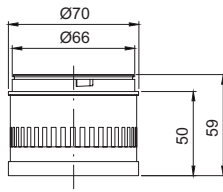
Shape	Parts Name	Model No.	Specification		Common Specifications
			Voltage	Current	
	Q70L-WS Warning Sound Module	Q70L-WS-12 Q70L-WS-24	DC12V DC24V	0.220A 0.130A	<ul style="list-style-type: none"> <li>Material : PC</li> <li>Protection rating : IP54</li> <li>Dimension : Ø70×59</li> <li>Volume : Max 85dB</li> </ul> 
	Q70L-WM Melody Module	Q70L-WM-12 Q70L-WM-24	DC12V DC24V	0.220A 0.130A	
	Q70L-WA Alarm Module	Q70L-WA-12 Q70L-WA-24	DC12V DC24V	0.220A 0.130A	

# QT70 series

## Modular Multi-Functional LED Tower Lights


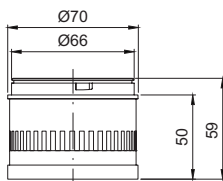
### USB Module(Built-in Signal Sound)

(Units : mm)

Shape	Parts Name	Model No.	Specification		Common Specifications
			Voltage	Current	
	Q70L-USB-WS Warning Sound Module (USB Type)	Q70L-USB-WS-12 Q70L-USB-WS-24	USB DC5V	0.500A	<ul style="list-style-type: none"> <li>Material : PC</li> <li>Protection rating : IP54</li> <li>Dimension : Ø70×59</li> <li>Volume : Max 85dB</li> </ul> 
	Q70L-USB-WM Melody Module (USB Type)	Q70L-USB-WM-12 Q70L-USB-WM-24	USB DC5V	0.500A	
	Q70L-USB-WA Alarm Module (USB Type)	Q70L-USB-WA-12 Q70L-USB-WA-24	USB DC5V	0.500A	


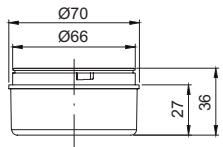
### Ethernet Module(Built-in Signal Sound)

(Units : mm)

Shape	Parts Name	Model No.	Specification		Common Specifications
			Voltage	Current	
	Q70L-ETN-WS Warning Sound Module (Ethernet Type)	Q70L-ETN-WS-12 Q70L-ETN-WS-24	DC12V DC24V	0.220A 0.120A	<ul style="list-style-type: none"> <li>Material : PC</li> <li>Protection rating : IP54</li> <li>Dimension : Ø70×59</li> <li>Volume : Max 85dB</li> </ul> 
	Q70L-ETN-WM Melody Module (Ethernet Type)	Q70L-ETN-WM-12 Q70L-ETN-WM-24	DC12V DC24V	0.220A 0.120A	
	Q70L-ETN-WA Alarm Module (Ethernet Type)	Q70L-ETN-WA-12 Q70L-ETN-WA-24	DC12V DC24V	0.220A 0.120A	


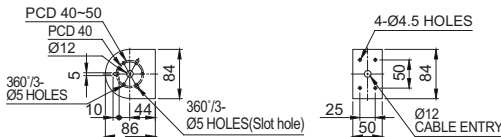

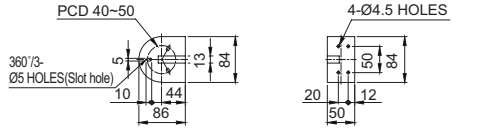

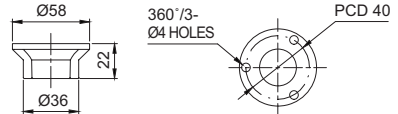
### Base Module

(Units : mm)

Shape	Parts Name	Model No.	Common Specifications	
	Pole Mount Base Module Direct Mount Base Module	Q70L-BS	<ul style="list-style-type: none"> <li>Material : PC</li> <li>Protection rating : IP65</li> <li>Dimension : Ø70×36</li> </ul> 	
	Built-in Signal Sound Base Module	Q70L-W-BS		
	PC Control Base Module	Q70L-Special-BS		

### Mount Bracket Module(Built-in Sounder)

(Units : mm)

Shape	Parts Name	Model No.	Material	Technical Diagram
	Wall Mount Bracket	TWS80	Steel	
	Wall Mount Bracket	TWA80	PC	
	Pole Module	Q70L-PB	PC	

# QT70L

## Ø70mm Multi-Functional Modular LED Tower Lights



QT70L

### Color Options:

Beige color is available



## QT70L Ø70mm Pole Mount Modular LED Tower Lights

Product consist of cover, LED modules, base module, and pole module



### Specifications

Model number	Layer	Voltage	Current	Certificates	Weight	Color
QT70L QT70LF	1	DC12V	0.100A	CE DC only	0.41kg	● R-Red
		DC24V	0.050A		0.41kg	
		AC110V	0.020A		0.42kg	
		AC220V	0.020A		0.42kg	
	2	DC12V	0.200A		0.48kg	● R-Red ● G-Green
		DC24V	0.100A		0.48kg	
		AC110V	0.040A		0.49kg	
		AC220V	0.040A		0.49kg	
	3	DC12V	0.300A		0.55kg	● R-Red ● A-Amber ● G-Green
		DC24V	0.150A		0.55kg	
		AC110V	0.060A		0.56kg	
		AC220V	0.060A		0.56kg	
	4	DC12V	0.400A		0.63kg	● R-Red ● A-Amber ● G-Green ● B-Blue
		DC24V	0.200A		0.63kg	
		AC110V	0.080A		0.64kg	
		AC220V	0.080A		0.64kg	
	5	DC12V	0.500A		0.71kg	● R-Red ● A-Amber ● G-Green ● B-Blue ● W-White
		DC24V	0.250A		0.71kg	
		AC110V	0.100A		0.72kg	
		AC220V	0.100A		0.72kg	

QT70L  
QT70LF

Steady Module  
Flashing Module

+ Base Module(BS)  
+ Pole Module(PB)

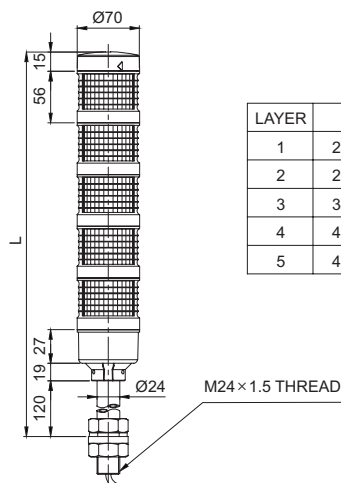
※ Please refer to page 105-108 for detailed specification of module.



### Technical Diagram

(Units : mm)

QT70L



### Customization

- Customized pole length available
- Beige color
- LED strobe (Model number : QT70LS)
- LED simulated revolving (Model number : QT70LR)



### Wiring Instructions

- LED tower light can be wired with external contact and transistor

※ Please refer to page 115 for detailed information about the wiring instructions.



### Mounting Bracket

Standard	LB24	LW24	QZ24	SZ24	QL24	SL24	QLA24
Steel	Steel	PC	PC	Al	PC	Al	PC

※ Please refer to page 190-195 for detailed dimension of mount brackets.



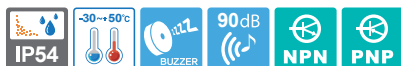
### Ordering Specification

QT70L	-	3	-	24	-	RAG	-	QZ24
[Model number]		[Layer]		[Voltage]		[Color]		[Mounting bracket]
• QT70L • QT70LF		• 1-1Layer • 2-2Layers • 3-3Layers • 4-4Layers • 5-5Layers		• 12-DC12V • 24-DC24V • 110-AC110V • 220-AC220V		• R-Red • A-Amber • G-Green • B-Blue • W-White		• None • -Standard • Bracket • -LB24 -LW24 • -QZ24 -SZ24 • -QL24 -SL24 • -QLA24



# QT70L-BZ

Ø70mm Multi-Functional Modular LED Tower Lights with Buzzer



QT70L-BZ

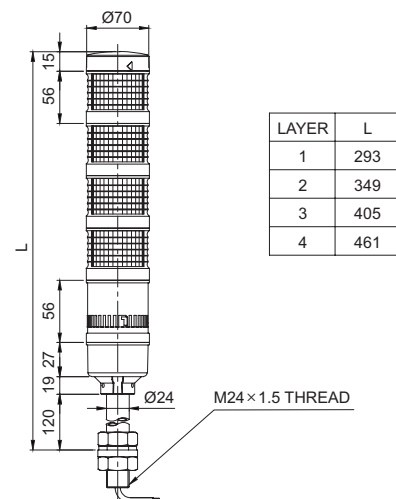
## Color Options:

Beige color is available



## Technical Diagram (Units : mm)

QT70L-BZ



## Customization

- Customized pole length available
- Beige color
- LED strobe (Model number : QT70LS-BZ)
- LED simulated revolving (Model number : QT70LR-BZ)



## QT70L-BZ Ø70mm Pole Mount Modular LED Tower Lights with Buzzer

Product consist of cover, LED modules, buzzer module, base module, and pole module



## Specifications

Model number	Layer	Voltage	Current	Certificates	Weight	Color
QT70L-BZ QT70LF-BZ (Max 90dB)	1	DC12V	0.115A	CE DC24V only	0.50kg	• R-Red
		DC24V	0.080A		0.50kg	
		AC110V	0.110A		0.51kg	
		AC220V	0.110A		0.51kg	
	2	DC12V	0.215A		0.58kg	• R-Red • G-Green
		DC24V	0.130A		0.88kg	
		AC110V	0.130A		0.59kg	
		AC220V	0.130A		0.59kg	
	3	DC12V	0.315A		0.65kg	• R-Red • A-Amber • G-Green
		DC24V	0.180A		0.65kg	
		AC110V	0.150A		0.66kg	
		AC220V	0.150A		0.66kg	
	4	DC12V	0.415A		0.73kg	• R-Red • A-Amber • G-Green • B-Blue
		DC24V	0.230A		0.73kg	
		AC110V	0.170A		0.74kg	
		AC220V	0.170A		0.74kg	

QT70L Steady Module + Base Module(BS) + Buzzer Module(BZ)  
QT70LF Flashing Module + Pole Module(PB)

※ Please refer to page 105-108 for detailed specification of module.



## Wiring Instructions

- LED tower light can be wired with external contact and transistor

※ Please refer to page 115 for detailed information about the wiring instructions.



## Mounting Bracket

Standard	LB24	LW24	QZ24	SZ24	QL24	SL24	QLA24
Steel	Steel	PC	PC	Al	PC	Al	PC

※ Please refer to page 190-195 for detailed dimension of mount brackets.



## Ordering Specification

QT70L-BZ	3	24	RAG	QZ24
[Model number]	[Layer]	[Voltage]	[Color]	[Mounting bracket]
<ul style="list-style-type: none"> <li>• QT70L-BZ</li> <li>• QT70LF-BZ</li> </ul>	<ul style="list-style-type: none"> <li>• 1-1Layer</li> <li>• 2-2Layers</li> <li>• 3-3Layers</li> <li>• 4-4Layers</li> </ul>	<ul style="list-style-type: none"> <li>• 12-DC12V</li> <li>• 24-DC24V</li> <li>• 110-AC110V</li> <li>• 220-AC220V</li> </ul>	<ul style="list-style-type: none"> <li>• R-Red</li> <li>• A-Amber</li> <li>• G-Green</li> <li>• B-Blue</li> </ul>	<ul style="list-style-type: none"> <li>• None</li> <li>• -Standard</li> <li>• Bracket</li> <li>• -LB24</li> <li>• -LW24</li> <li>• -QZ24</li> <li>• -SZ24</li> <li>• -QL24</li> <li>• -SL24</li> <li>• -QLA24</li> </ul>

# QT70L-W

## Ø70mm Multi-Functional Modular LED Tower Lights with Signal Sound



QT70L-W

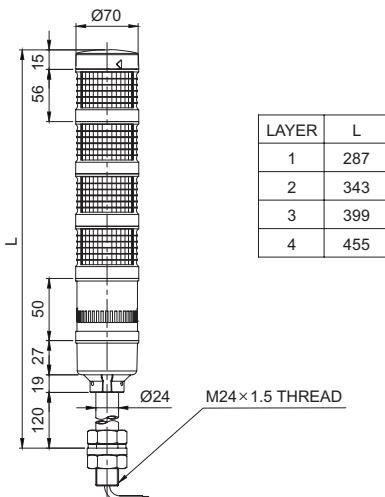
### Color Options:

Beige color is available



### Technical Diagram (Units : mm)

QT70L-W



### Customization

- Customized pole length available
- Beige color
- LED strobe (Model number : QT70LS-W)
- LED simulated revolving (Model number : QT70LR-W)



## QT70L-W Ø70mm Pole Mount Modular LED Tower Lights with Signal Sound

Product consist of cover, LED modules, signal sound module, base module, and pole module



### Specifications

Model number	Layer	Built-in Sound	Voltage	Current	Certificates	Weight	Color
QT70L-WS QT70L-WM QT70L-WA QT70LF-WS QT70LF-WM QT70LF-WA	1	WS-5 Warning sounds WM-5 Melodies WA-Alarms (Max 85dB)	DC12V	0.320A	CE DC24V only	0.62kg	● R-Red
			DC24V	0.180A		0.62kg	
	2		DC12V	0.420A		0.69kg	● R-Red
			DC24V	0.230A		0.69kg	● G-Green
	3		DC12V	0.520A		0.76kg	● R-Red ● A-Amber
			DC24V	0.280A		0.76kg	● G-Green
	4		DC12V	0.620A		0.84kg	● R-Red ● A-Amber
			DC24V	0.330A		0.84kg	● G-Green ● B-Blue

QT70L Steady Module + Base Module(BS) + Signal Sound Module  
 QT70LF Flashing Module + Pole Module(PB) + WS Warning sounds  
 WM Melodies  
 WA Alarms

※ Please refer to page 104-107 for detailed specification of module.

※ Please refer to page 186 for detailed sound specification.



### Wiring Instructions

- LED tower light can be wired with external contact and transistor

※ Please refer to page 115 for detailed information about the wiring instructions.



### Mounting Bracket

Standard	LB24	LW24	QZ24	SZ24	QL24	SL24	QLA24
Steel	Steel	PC	PC	Al	PC	Al	PC

※ Please refer to page 190-195 for detailed dimension of mount brackets.



### Ordering Specification

QT70L-WA	3	24	RAG	QZ24
[Model number]	[Layer]	[Voltage]	[Color]	[Mounting bracket]
<ul style="list-style-type: none"> <li>• QT70L-WS</li> <li>• QT70L-WM</li> <li>• QT70L-WA</li> <li>• QT70LF-WS</li> <li>• QT70LF-WM</li> <li>• QT70LF-WA</li> </ul>	<ul style="list-style-type: none"> <li>• 1-1Layer</li> <li>• 2-Layers</li> <li>• 3-3Layers</li> <li>• 4-4Layers</li> </ul>	<ul style="list-style-type: none"> <li>• 12-DC12V</li> <li>• 24-DC24V</li> </ul>	<ul style="list-style-type: none"> <li>• R-Red</li> <li>• A-Amber</li> <li>• G-Green</li> <li>• B-Blue</li> </ul>	<ul style="list-style-type: none"> <li>• None</li> <li>• -Standard</li> <li>• Bracket</li> <li>• -LB24</li> <li>• -LW24</li> <li>• -QZ24</li> <li>• -SZ24</li> <li>• -QL24</li> <li>• -SL24</li> <li>• -QLA24</li> </ul>

# QT70ML

## Ø70mm Multi-Functional Modular LED Tower Lights



QT70ML

### Color Options:

Beige color is available



## QT70ML Ø70mm Direct Mount Modular LED Tower Lights

Product consist of cover, LED modules, signal sound module, base module



### Specifications

Model number	Layer	Voltage	Current	Certificates	Weight	Color
QT70ML QT70MLF	1	DC12V	0.100A	CE DC24V only	0.17kg	● R-Red
		DC24V	0.050A		0.17kg	
		AC110V	0.020A		0.18kg	
		AC220V	0.020A		0.18kg	
	2	DC12V	0.200A		0.25kg	● R-Red ● G-Green
		DC24V	0.100A		0.25kg	
		AC110V	0.040A		0.26kg	
		AC220V	0.040A		0.26kg	
	3	DC12V	0.300A		0.32kg	● R-Red ● A-Amber ● G-Green
		DC24V	0.150A		0.32kg	
		AC110V	0.060A		0.33kg	
		AC220V	0.060A		0.33kg	
	4	DC12V	0.400A		0.40kg	● R-Red ● A-Amber ● G-Green ● B-Blue
		DC24V	0.200A		0.40kg	
		AC110V	0.080A		0.41kg	
		AC220V	0.080A		0.41kg	
	5	DC12V	0.500A		0.47kg	● R-Red ● A-Amber ● G-Green ● B-Blue ● W-White
		DC24V	0.250A		0.47kg	
		AC110V	0.100A		0.48kg	
		AC220V	0.100A		0.48kg	

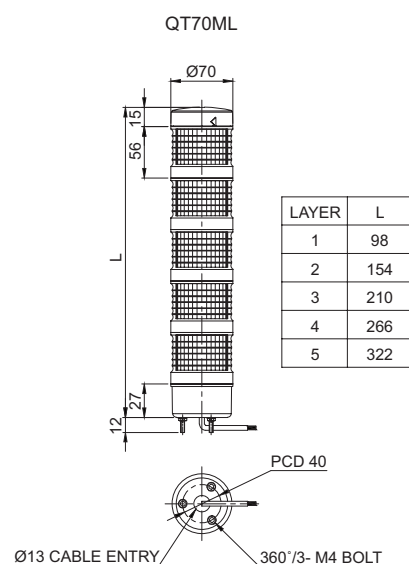
QT70L Steady Module + Base Module(MBS)  
QT70LF Flashing Module

\* Please refer to page 104-107 for detailed specification of module.



### Technical Diagram

(Units : mm)



### Wiring Instructions

• LED tower light can be wired with external contact and transistor

\* Please refer to page 115 for detailed information about the wiring instructions.



### Customization

- Beige color
- LED strobe (Model number : QT70MLS)
- LED simulated revolving (Model number : QT70MLR)
- Wall mount bracket :

Bracket structure allows for threading through the bracket hole or into the wall mount



Wall Mount Bracket  
TWS80



Wall Mount Bracket  
TWA80



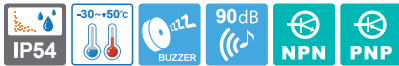
### Ordering Specification

QT70ML	-	3	-	220	-	RAG
[Model number]		[Layer]		[Voltage]		[Color]
<ul style="list-style-type: none"> <li>• QT70ML</li> <li>• QT70MLF</li> </ul>		<ul style="list-style-type: none"> <li>• 1-1Layer</li> <li>• 2-2Layers</li> <li>• 3-3Layers</li> <li>• 4-4Layers</li> <li>• 5-5Layers</li> </ul>		<ul style="list-style-type: none"> <li>• 12-DC12V</li> <li>• 24-DC24V</li> <li>• 110-AC110V</li> <li>• 220-AC220V</li> </ul>		<ul style="list-style-type: none"> <li>● R-Red</li> <li>● A-Amber</li> <li>● G-Green</li> <li>● B-Blue</li> <li>● W-White</li> </ul>



# QT70ML-BZ

Ø70mm Multi-Functional Modular LED Tower Lights with Buzzer



QT70ML-BZ

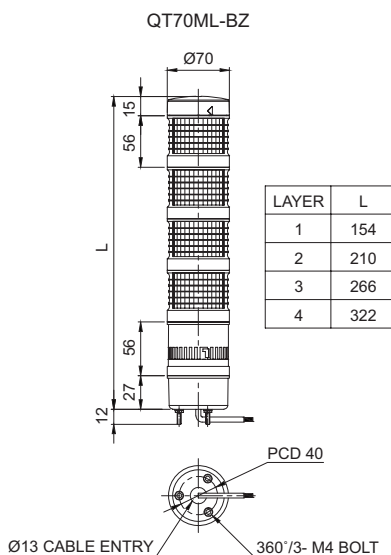
## Color Options:

Beige color is available



## Technical Diagram

(Units : mm)



## QT70ML-BZ Ø70mm Direct Mount Modular LED Tower Lights with Buzzer

Product consist of cover, LED modules, buzzer module, base module



## Specifications

Model number	Layer	Voltage	Current	Certificates	Weight	Color
QT70ML-BZ QT70MLF-BZ (Max 90dB)	1	DC12V	0.115A	CE DC24V only	0.26kg	● R-Red
		DC24V	0.080A		0.26kg	
		AC110V	0.110A		0.27kg	
		AC220V	0.110A		0.27kg	
	2	DC12V	0.215A		0.34kg	● R-Red ● G-Green
		DC24V	0.130A		0.34kg	
		AC110V	0.130A		0.35kg	
		AC220V	0.130A		0.35kg	
	3	DC12V	0.315A		0.42kg	● R-Red ● A-Amber ● G-Green
		DC24V	0.180A		0.42kg	
		AC110V	0.150A		0.43kg	
		AC220V	0.150A		0.43kg	
	4	DC12V	0.415A		0.49kg	● R-Red ● A-Amber ● G-Green ● B-Blue
		DC24V	0.230A		0.49kg	
		AC110V	0.170A		0.50kg	
		AC220V	0.170A		0.50kg	

QT70L  
QT70LF

Steady Module  
Flashing Module

+ Base Module(MBS)

+ Buzzer(BZ)

※ Please refer to page 105-108 for detailed specification of module.



## Wiring Instructions

• LED tower light can be wired with external contact and transistor

※ Please refer to page 115 for detailed information about the wiring instructions.



## Customization

- Beige color
- LED strobe (Model number : QT70MLS-BZ)
- LED simulated revolving (Model number : QT70MLR-BZ)
- Wall mount bracket :  
Bracket structure allows for threading  
through the bracket hole or into the wall mount



## Ordering Specification

QT70ML-BZ	-	3	-	220	-	RAG
[Model number]		[Layer]		[Voltage]		[Color]
• QT70ML-BZ • QT70MLF-BZ		• 1-1Layer • 2-2Layers • 3-3Layers • 4-4Layers		• 12-DC12V • 24-DC24V • 110-AC110V • 220-AC220V		• R-Red • A-Amber • G-Green • B-Blue

# QT70ML-W

Ø70mm Multi-Functional Modular LED Tower Lights with Signal Sound



QT70ML-W

## Color Options:

Beige color is available



## QT70ML-W Ø70mm Pole Mount Modular LED Tower Lights with Signal Sound

Product consist of cover, LED modules, signal sound module, base module



### Specifications

Model number	Layer	Built-in Sound	Voltage	Current	Certificates	Weight	Color
QT70ML-WS QT70ML-WM QT70ML-WA QT70MLF-WS QT70MLF-WM QT70MLF-WA	1	WS-5 Warning sounds WM-5 Melodies WA-Alarms (Max 85dB)	DC12V	0.320A	CE DC24V only	0.37kg	● R-Red
			DC24V	0.180A		0.37kg	
	2		DC12V	0.420A		0.44kg	● R-Red ● G-Green
			DC24V	0.230A		0.44kg	
	3		DC12V	0.520A		0.54kg	● R-Red ● A-Amber ● G-Green
			DC24V	0.280A		0.54kg	
	4		DC12V	0.620A		0.59kg	● R-Red ● A-Amber ● G-Green
			DC24V	0.330A		0.59kg	● B-Blue

QT70L  
QT70LF

Steady Module  
Flashing Module

Signal Sound Module  
WS Warning sounds  
WM Melodies  
WA Alarms

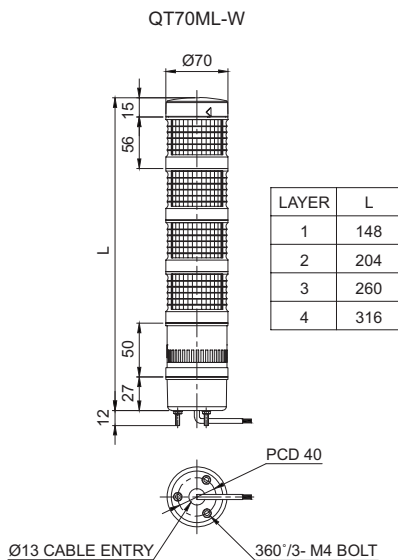
Base Module(MBS)

※ Please refer to page 105-108 for detailed specification of module.

※ Please refer to page 186 for detailed sound specification.



### Technical Diagram (Units : mm)



### Wiring Instructions

• LED tower light can be wired with external contact and transistor

※ Please refer to page 115 for detailed information about the wiring instructions.



### Customization

- Beige color
- LED strobe (Model number : QT70MLS-W)
- LED simulated revolving (Model number : QT70MLR-W)
- Wall mount bracket :

Bracket structure allows for threading through the bracket hole or into the wall mount



Wall Mount Bracket  
TWS80



Wall Mount Bracket  
TWA80



### Ordering Specification

QT70ML-WA	-	3	-	24	-	RAG
[Model number]		[Layer]		[Voltage]		[Color]
<ul style="list-style-type: none"> <li>• QT70ML-WS</li> <li>• QT70ML-WM</li> <li>• QT70ML-WA</li> <li>• QT70MLF-WS</li> <li>• QT70MLF-WM</li> <li>• QT70MLF-WA</li> </ul>		<ul style="list-style-type: none"> <li>• 1-1Layer</li> <li>• 2-2Layers</li> <li>• 3-3Layers</li> <li>• 4-4Layers</li> </ul>		<ul style="list-style-type: none"> <li>• 12-DC12V</li> <li>• 24-DC24V</li> </ul>		<ul style="list-style-type: none"> <li>• R-Red</li> <li>• A-Amber</li> <li>• G-Green</li> <li>• B-Blue</li> </ul>

# QT series

## Multi-Functional Modular LED Tower Lights



### Wiring Instructions

- QT series modular LED tower lights can be wired by external contact and transistor.
- Please follow below wiring instructions carefully.

Type	External Contact	Type	Transistor
<b>DC/AC Standard</b> QT50ML QT50MLF QT50MLS QT50MLR QT50L QT50LF QT50LS QT50LR QT70ML QT70MLF QT70MLS QT70MLR QT70L QT70LF QT70LS QT70LR		<b>DC Standard</b> QT50ML QT50MLF QT50MLS QT50MLR QT50L QT50LF QT50LS QT50LR QT70ML QT70MLF QT70MLS QT70MLR QT70L QT70LF QT70LS QT70LR	
<b>DC/AC Buzzer</b> QT50ML-BZ QT50MLF-BZ QT50MLS-BZ QT50MLR-BZ QT50L-BZ QT50LF-BZ QT50LS-BZ QT50LR-BZ QT70ML-BZ QT70MLF-BZ QT70MLS-BZ QT70MLR-BZ QT70L-BZ QT70LF-BZ QT70LS-BZ QT70LR-BZ		<b>DC Buzzer</b> QT50ML-BZ QT50MLF-BZ QT50MLS-BZ QT50MLR-BZ QT50L-BZ QT50LF-BZ QT50LS-BZ QT50LR-BZ QT70ML-BZ QT70MLF-BZ QT70MLS-BZ QT70MLR-BZ QT70L-BZ QT70LF-BZ QT70LS-BZ QT70LR-BZ	
<b>DC/AC Built-in Sounder</b> QT50ML QT50MLF QT50MLS QT50MLR QT50L QT50LF QT50LS QT50LR QT70ML QT70MLF QT70MLS QT70MLR QT70L QT70LF QT70LS QT70LR	<ul style="list-style-type: none"> <li>• QTXX(M)L - Including WS/WM/WA type</li> <li>• QTXX(M)LF - Including WS/WM/WA type</li> <li>• QTXX(M)LS - Including WS/WM/WA type</li> <li>• QTXX(M)LR - Including WS/WM/WA type</li> <li>• QTXXL</li> </ul> <p>Lens Diameter 50(50mm) : QT50(M)L 70(70mm) : QT70(M)L</p>	<b>DC Built-in Sounder</b> QT50ML QT50MLF QT50MLS QT50MLR QT50L QT50LF QT50LS QT50LR QT70ML QT70MLF QT70MLS QT70MLR QT70L QT70LF QT70LS QT70LR	<ul style="list-style-type: none"> <li>• QTXX(M)L - Including WS/WM/WA type</li> <li>• QTXX(M)LF - Including WS/WM/WA type</li> <li>• QTXX(M)LS - Including WS/WM/WA type</li> <li>• QTXX(M)LR - Including WS/WM/WA type</li> <li>• QTXXL</li> </ul> <p>Lens Diameter 50(50mm) : QT50(M)L 70(70mm) : QT70(M)L</p>
<b>DC/AC Built-in Sounder Internal Switch</b> QT50ML QT50MLF QT50MLS QT50MLR QT50L QT50LF QT50LS QT50LR QT70ML QT70MLF QT70MLS QT70MLR QT70L QT70LF QT70LS QT70LR	<ul style="list-style-type: none"> <li>• QTXX(M)L - Including WS/WM/WA type</li> <li>• QTXX(M)LF - Including WS/WM/WA type</li> <li>• QTXX(M)LS - Including WS/WM/WA type</li> <li>• QTXX(M)LR - Including WS/WM/WA type</li> <li>• QTXXL</li> </ul> <p>Lens Diameter 50(50mm) : QT50(M)L 70(70mm) : QT70(M)L</p>	<b>DC Built-in Sounder Internal Switch</b> QT50ML QT50MLF QT50MLS QT50MLR QT50L QT50LF QT50LS QT50LR QT70ML QT70MLF QT70MLS QT70MLR QT70L QT70LF QT70LS QT70LR	<ul style="list-style-type: none"> <li>• QTXX(M)L - Including WS/WM/WA type</li> <li>• QTXX(M)LF - Including WS/WM/WA type</li> <li>• QTXX(M)LS - Including WS/WM/WA type</li> <li>• QTXX(M)LR - Including WS/WM/WA type</li> <li>• QTXXL</li> </ul> <p>Lens Diameter 50(50mm) : QT50(M)L 70(70mm) : QT70(M)L</p>