



Suitable for machine tool equipment that needs excellent water and oil proof features




Common Specifications

- Special sealing structure provides excellent oil resistance, suitable for environments with high temperature cutting oil
- Suitable for high pressure and high temperature water cleaning environments(IP69K)
- Tempered glass prevents damage from machine tool chips
- Bracket included has tilt adjustment with angle of 120°
- Can select from variety of body length of 200/ 300/ 400/ 500/ 600mm to fit your application needs
- Can choose anti-glare lens type depending on work environment needs
- Can customize the product with the M12 connector if requested
- High-intensity type available upon request (Model number : QMFHLN)
- Certificates : CE Compliant, UL Listed

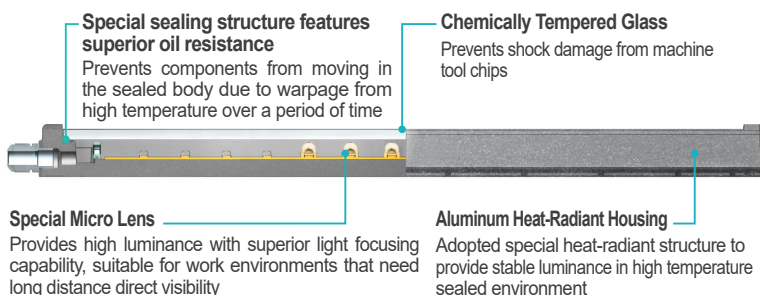


Tilt Type K Bracket



The standard bracket included enables tilt adjustment with angle of 120°

Structural Features



Cable entry M12 connector attached type

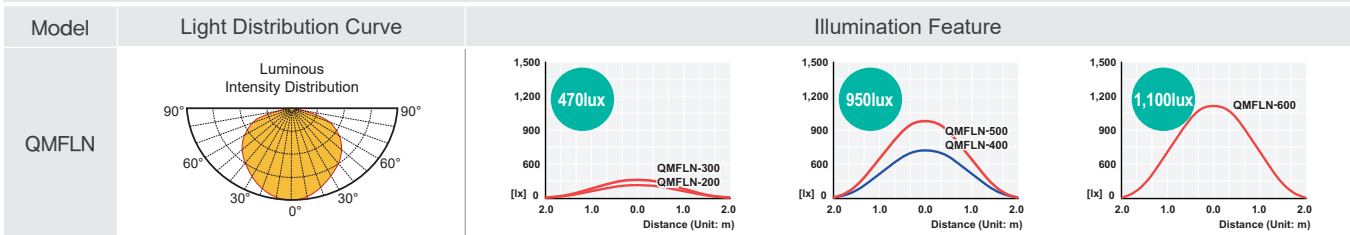


Customized Cable entry M12 connector attached type available.

Test Conditions/ Regulations

Vibration Resistance Test	<ul style="list-style-type: none"> • Acceleration : 20m/s² • Duration : 1 octave/min • Range of frequency : 10-150Hz • Amplitude : Maximum 7.5mm, Direction : tested 10times each 3 directions(X, Y, Z)
Shock Resistance Test	<ul style="list-style-type: none"> • Acceleration : 20g • Directions : ±X, ±Y, ±Z • Numbers : 3 times each directions • Time period : 11ms for each direction • Waveform : Half sine
Oil Resistance Test	<ul style="list-style-type: none"> • General test : Tested in water soluble and non-water soluble flooded environments for 500 hours. • High temperature oil resistance test : Place the object in a constant temperature water bath at 80°C for two hours and then submerge the object in the room temperature oil diluent for 24hours.
Solid Particle Protection Test(IP6X)	<ul style="list-style-type: none"> • After reducing the pressure inside the test object, spray talcum powder with a nominal diameter of 50um for 2 hours at 40-60meters/hour inside the dust chamber. • IEC60529
Liquid Ingress Protection Test(IPX7)	<ul style="list-style-type: none"> • Test ingress by putting the object under 1000mm water with 2bar of pressure for 30 mins
High-pressure, High-temperature Wash-down Test (IP69K)	<ul style="list-style-type: none"> • Spray nozzle provides 80°C water with pressure of 80–100 bar and a flow rate of 14–16 L/min to the object • Distance between spray nozzle and the test object : 10-15cm • Water spray angle : 0°, 30°, 60°, 90° • The nozzle is held at 4 of each angle for 30 seconds • DIN 40050 PART9

Light Distribution and Illuminance



Optics Specifications

Model		QMFLN-200	QMFLN-300	QMFLN-400	QMFLN-500	QMFLN-600
Lens color	(Blank)	Transparent	Transparent	Transparent	Transparent	Transparent
	TLC	Translucent	Translucent	Translucent	Translucent	Translucent
Light color		Cooldaylight				
Color temperature		6,000-7,000K				
Luminous flux	DC	(Blank)	359lm	851lm	1,284lm	1,553lm
		TLC	306lm	730lm	1,109lm	1,394lm
	AC	(Blank)	508lm	1,125lm	1,844lm	2,180lm
		TLC	342lm	710lm	1,170lm	1,750lm
Efficacy (lm/W)	DC	(Blank)	240Lux	560Lux	850Lux	1,000Lux
		TLC	160Lux	370Lux	580Lux	750Lux
	AC	(Blank)	210Lux	470Lux	740Lux	950Lux
		TLC	150Lux	310Lux	510Lux	730Lux

Specifications

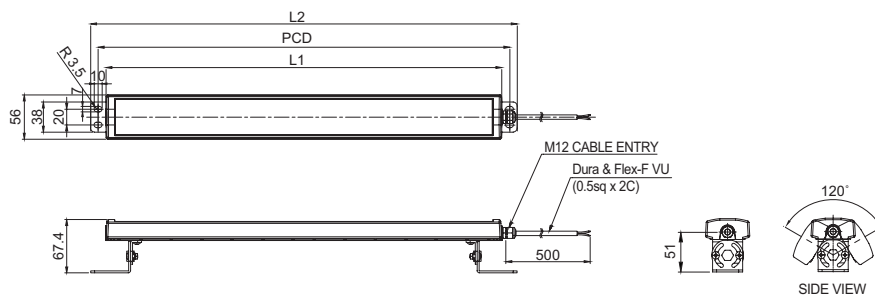
Model		QMFLN-200	QMFLN-300	QMFLN-400	QMFLN-500	QMFLN-600
Voltage	DC24V	DC24V	DC24V	DC24V	DC24V	DC24V
	AC110V/220V	AC110V/220V	AC110V/220V	AC110V/220V	AC110V/220V	AC110V/220V
Range for operation voltage	DC24V	DC22V-30V				
	AC110V	AC98-121V				
	AC220V	AC198-245V				
Power consumption	DC	5.6W	12.5W	20W	20W	25W
	AC	6.6W	14.5W	23.5W	23.5W	27W
Insulation resistance		Min. 100MΩ(500V DC mega ohm meter)				
Withstanding voltage		500V AC, 60Hz, 1 minute				
Operation temperature		-30°C to +60°C				
Protection rating		IP67/ IP69K				
Materials		Housing: Al, Lens : Tempered glass, Bracket : Spc-1				
Certificates		CE DC24V Only UL DC24V Only				
Weight (Approx.)		0.57kg	0.80kg	1.03kg	1.26kg	1.49kg



Technical Diagram

(Units : mm)

QMFLN-200/ 300/ 400/ 500/ 600



MODEL	L1	PCD	L2
QMFLN - 200	190	210	230
QMFLN - 300	290	310	330
QMFLN - 400	400	420	440
QMFLN - 500	500	520	540
QMFLN - 600	600	620	640

※ External power line - Dura & Flex-F VU(0.5sq) x 2C 450mm



Ordering Specification

QMFLN	-	200	-	24	-	TLC
[Model number]		[Product length]		[Voltage]		[Lens type]
• QMFLN		• 200 : 190mm • 300 : 290mm • 400 : 400mm • 500 : 500mm • 600 : 600mm		• 24-DC24V • 110-AC110V • 220-AC220V		• (Blank) - Transparent lens • TLC - Translucent lens