

Adronic Components GmbH

ADROLOOK ENDOSKOPE



Videoendoscope and Accessories



Welcome

We are very excited to introduce our catalogue including the Adrolook Videoscope Model V55100 and X55100 to you. This new series was improved in many aspects such as:

- **Easy handling**
- **Reduced weight**
- **Changeable battery**
- **Higher resolution through a new probe technology**

As the manufacturer we are focused on improving our product to our customer needs and continue to work on our firmware updates. Since June 2010 we expanded our business with a new production site in Taiwan which allows us to fulfill the higher demand and to improve our quality with our German know-how.

We are pleased to individually brand the product to your specifications and company logo on request. Please don't hesitate to contact us in case of technical questions and our knowledgeable team is available for.

Enjoy the brochure and we are looking forward to your business



ADROLOOK ENDOSKOPE


ΑΔΡΟΛΟΟΚ ΕΙΝΔΟΣΚΟΡΕ



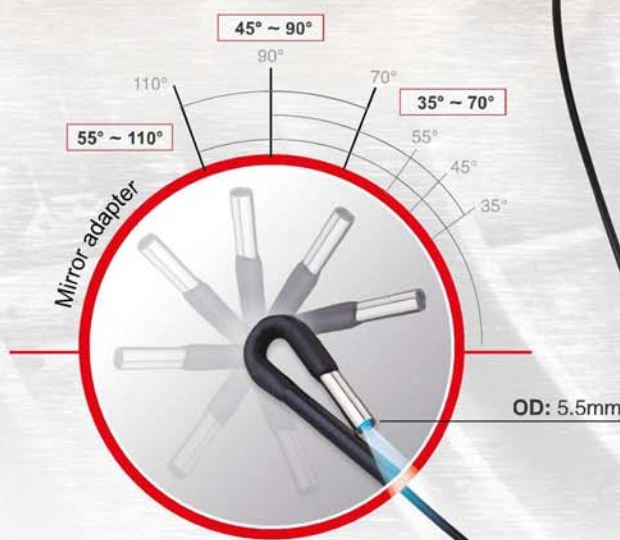
Inspection Video Scope

2way 3D

Articulation Video Scope



Lieferbar in 1,2 und 3 Meter Länge




Adronic Components GmbH
Bodenschwingstrasse 32
D-75031 Eppingen
T: +49 7262 912360
F: +49 7262 912361
info@adrolook.de

Micro Inspection Video Scope

2way 3D Articulation Video Scope



Mirror adapter :
35°-70° /45°-90° /55°-110°

	Ø3.9mm
	Ø4.3mm
	Ø5.5mm
	Ø5.8mm
	Ø6.0mm
	Ø8.0mm
	Ø16mm

Length:1M /2M /3M /5M /10M / 20M /30M

Micro Inspection Video Scope

HD Resolution Rigid-Type Semi-Articulation

Length: 15cm / 30cm

360 degree rotation controller button with 0 degree guide line

Ø8.0mm / Ø4.3mm / Ø3.9mm

Micro Inspection Video Scope

HD Resolution
Rigid-Type Semi-Articulation



Adrolook V55100

Digital Video Endoscope with 3,5" Color Display, Camera, recorder and LED light source is especially designed for Non-Destructive Testing (NDT) and Remove Vision Inspection (RVI) industry that help user take picture or record video immediately and review picture or video at the same time. Furthermore, the build in memory SD-Card easily can push off from borescope and transfer all data to a PC for back up or for training program purpose or a literature studies even sending data by email. Additional our unique combo borescope has an AV out interface that support direct connect to PC or a TV monitor the resulting gains in operational efficiency



Features

- 3.5" Color LCD Display
- Support Video recording (MPEG4)
- Support Snapshot (JPEG format)
- Support replay video and image
- **Support reflected lens tube allows user to capture positive images when attached a mirror.**
- include a 2GB SD card for storing video and image on a PC.
- With 16 operation languages software
- Support AV out (PAL/NTSC selectable)
- Working temperature -20° to 60° (Celsius)
- Power charger indication Light
- Portable battery design allow user to changing battery at any time.
- With USB port (1.1/2.0) allow user transfer data to PC
- Illumination LED light adjustable



Our Kits Includes

- Video endoscope
- 2 GB SD Memory Card
- USB Cabell
- AV Out Cable
- LI-Ionen Battery
- Power Charger 220V/110 V
- Cleaning Tool
- Manual
- Case



Technical Details

Diameter (Cable)	4/4,3/5,5/8/10mm
Ingress Protection	IP 57
Lightning 10mm Cable	6 white LED (850 Lux/8cm)
Lightning 4/5,5mm Cable	4 white LED (275 Lux/1-4cm)
Image Sensor	CMOS
Working lengths	1/2/3/5/10/20/30 Meter available
White Balance	fix
Resolution	720x480 Pixel
Compression Format	MPG4 /saved as AVI
Spill Image Format	JPG-Format
Exposure	automatic
Frame Rate	30 fps
Direction of vision	0°
Field of view	67°
Depth of Field (DOF)	1cm-8cm depends on Cable
Waterproof Probe	yes
Interface	USB / DC In /TV out
Battery	3,7V Li-Ionen-rechargeable
Language	16 Different Language



Adrolook X55100

The ADRO-X55100 is a very convenience handheld inspection technoscope. It is simpler and more facile user interface than other inspection device, but it is practical and powerful. Zoom in and out, strong changeable Battery and a highresolution Color LED are the main feature. For everybody who not need to take pictures and videos.



Features

- 3.5" Color LCD Display
- Support Lens Zoom in/out
- **Support reflected lens tube allows user to capture positive images when attached a mirror.**
- With 16 operation languages software
- Working temperature -20° to 60° (Celsius)
- Power charger indication Light
- Portable battery design allow user to changing battery at any time.
- Illumination LED light adjustable

Our Kits Includes

- Video endoscope
- LI-Ionen Battery
- Power Charger 220V/110 V
- Cleaning Tool
- Manual
- Case



Technical Details

Diameter (Cable)	4/4,3/5,5/8/10mm
Ingress Protection	IP 57
Lightning 10mm Cable	6 white LED (850 Lux/8cm)
Lightning 4/5,5mm Cable	4 white LED (275 Lux/1-4cm)
Image Sensor	CMOS
Working lengths	1/2/3/5/10/20/30 Meter available
White Balance	fix
Resolution	720x480 Pixel
Exposure	automatic
Direction of vision	0°
Field of view	67°
Depth of Field (DOF)	1cm-8cm depends on Cable
Waterproof Probe	yes
Interface	DC In
Battery	3,7V Li-Ionen-rechargeable
Language	16 Different Language



Adrolook USB-Scope

The Adrolook USB-Scope is directly connected to the PC or Notebook via USB interface. Pictures and videos can be stored with the included software on the computer. It can be connected to all of our available probes. Diameter of 3.9-25mm and different lengths available. For use a computer is necessary, this is not included.



Technical Details

Diameter (Cable)	4/4,3/5,5/8/10mm
Ingress Protection	IP 57
Lightning 10mm Cable	6 white LED (850 Lux/8cm)
Lightning 4/5,5mm Cable	4 white LED (275 Lux/1-4cm)
Image Sensor	CMOS
Working lengths	1/2/3/5/10/20/30 Meter available
White Balance	fix
Resolution	720x480 Pixel
Exposure	automatic
Direction of vision	0°
Field of view	67°
Depth of Field (DOF)	1cm-8cm depends on Cable
Waterproof Probe	yes
Interface	USB

Features

- Support Video recording (MPEG4)
- Support Snapshot (JPEG format)
- Video out Format NTSC & PAL
- Mini USB 1.1/2.0
- Illumination LED light adjustable

Our Kit include

- Videoendoskop
 - USB-Cable
 - Software CD
 - User manual
- OS: Windows XP, Vista, Windows 7 required.



Adrolook TV-Scope

The Adrolook TV-Scope is directly connected to a monitor / screen / TV. The probe cable and the lighting is supplied by a power supply. Cost-effective solution for visual inspection like material testing etc. Other diameters and exploratory cable lengths on request



Technical Details

Diameter (Probe)	5,5mm
Ingress Protection	IP 57
Lightning	4 white LED (275 Lux/1,5-4cm)
Image Sensor	CMOS
Working length	1 Meter
White Balance	fix
Resolution	720x480 Pixel
Frame Rate	30 fps
Direction of vision	0°
Field of view	67°
Depth of Field (DOF)	1,5cm-5cm
Mirror	Yes optimal
Waterproof Probe	yes
Interface	TV out/DC in

Features

- high resolution Camera
- illumination LED-light adjustable
- low cost system

Our Kit includes

- Videoendoskop with 5,5mm Probe
- Power Supply
- TV Cable
- User Manual



Articel-No: 5007

Accessories for Adrolook X55100 and V55100



Probe flexible Diameter 3,9mm

Probe flexible complete with Camera and LED-light 100.000 Pixel
DOF 1,5 -2 cm (100Lux) For this probe are no Mirrors available.



Articel No	Description
391010	Probe flexible 3,9x1000mm
391020	Probe flexible 3,9x2000mm
391030	Probe flexible 3,9x3000mm

Example

- Automotiv
- Security (Police, Custom)
- Quality Assurance
- Materials checking
- Plumber



Probe flexible Diameter 4,3mm

Probe flexible complete with Camera and LED-light 100.000 Pixel
DOF 1 -2 cm (110 Lux)



Articel No	Description
431010	Probe flexible 4,3x1000mm
431020	Probe flexible 4,3x2000mm
431030	Probe flexible 4,3x3000mm
431050	Probe flexible 4,3x5000mm
431100	Probe flexible 4,3x10000mm

Example

- Automotiv
- Security (Police, Custom)
- Quality Assurance
- Materials checking
- Plumber



Probe flexible Diameter 5,5mm

Probe flexible complete with Camera and LED-light , Camera: CMOS 300.000 Pixel, 60fps@AVGA/ Resolution: 720x480 Pixel
DOF : 4 -5 cm (275 Lux)



Articel No	Description
551010	Probe flexible 5,5x1000mm
551020	Probe flexible 5,5x2000mm
551030	Probe flexible 5,5x3000mm
551050	Probe flexible 5,5x5000mm
551100	Probe flexible 5,5x10000mm
551200	Probe flexible 5,5x20000mm
551300	Probe flexible 5,5x30000mm

Example

- Automoniv
- Security (Police, Custom)
- Quality Assurance
- Materials checking
- Plumber



90° Fest

Probe flexible Diameter 5,5mm 90°

Probe flexible with 90° Camera and LED light , Camera: CMOS 300.000 Pixel, 60fps@AVGA /Resolution: 720x480 Pixel
DOF 2-3 cm (275 Lux)

Articel No	Description
551013	Probe flexible 5,5x1000mm 90°
551023	Probe flexible 5,5x2000mm 90°
551033	Probe flexible 5,5x3000mm 90°

Example

- AUTOMOTIV
- Quality Assurance
- Materials checking

Accessories for Adrolook X55100,V55100 and USB-Scope



Probe semi rigid Diameter 5,8mm

Probe semi rigid complete with camera and LED light , Camera : CMOS 300.000 Pixel , 60fps@AVGA/Resolution: 720x480 Pixel

Articel No	Description
582010	Probe semi rigid 5,8x1000mm
582020	Probe semi rigid 5,8x2000mm
582030	Probe semi rigid 5,8x3000mm

Example
-Automotiv
-Security (Police, Custom)
-Quality Assurance
-Materials checking
-Plumber



Probe flexible and semi regid Diameter 8mm

Probe felxible and semi rigid with Mircoobjektiv and LED light , Camera CMOS 300.000 Pixel, 60fps@AVGA/ Resolution: 720x480 pixel. DOF 2 cm or 8cm (750 Lux)

Articel No	Description
801010	Probe flexible 8x1000mm
801020	Probe flexible 8x2000mm
801030	Probe flexible 8x3000mm
802010	Probe semi rigid 8x1000mm
802020	Probe semi rigid 8x2000mm

Example
-Automotiv
-Security (Police, Custom)
-Quality Assurance
-Materials checking
-Construction



Articulation Tube Diameter 5,5mm

with Joystick , mounted on the Videoscope 150° Articulation manual tip articulation. Neck with 360° manual rotatable neck

Camera : CMOS 300.000 pixel, 60fps@AVGADOF: 1,5-10cm

Not rated for use in hazardous environments

Articel No	Description
A551010	Articulation Tube 5,5x1000mm flexible
A551020	Articulation Tube 5,5x2000mm flexible
A551030	Articulation Tube 5,5x3000mm flexible

Delivery without Videoendoscop



Rigid Endoscop 6mm

- *Diameter 6mm
- *Tube Lenth 300mm (12") or 450mm (17")
- * DOF (DOF) 2cm
- * Field of view 67° 360° Articulation

Camera: CMOS 300.000 pixel, 60fps@AVGA

Articel No	Description
R60301	Rigid Endoscop-Device 6x300mm
R60302	Rigid Endoscop-Device 6x450mm

Delivery without Videoendoscop

Accessories for Adrolook X55100, V55100 and USB-Scope



Durchmesser 25mm (Kamerakopf)

(C) Adronic Components GmbH

Probe 25x3000mm

- Probe complete with Camera and Light. 300.000 Pixel. 60fps@AVGA
- * 25 mm Diameter
 - * Probe Length 3 Meter
 - * semi flexible
 - * DOF 12-15cm
 - * 12 strong LEDS with more than 2000 Lux!

This probe is ideal for searching bigger areas, like behind walls etc.

Article No: 252030



Extension Cable

Flexible extension for Probe's. Diameter of connector 12mm. More lengths on request available.

Article No	Description
E551020	Extension Cable 2 Meter
E551030	Extension Cable 3 Meter



USB-Video Kit for V55100

Connect your Video scope direct on your PC or Notebook and get a full screen live video. With the included software you can save Videos or Picture on your hard drive.

Features

- » Full Screen on Notebook or PC
- » Save Pictures and Videos direct on your Hard drive
- » Processing of Pictures/Videos with the included software.
- » Change brightness, contrast etc.
- » USB 2.0
- » NTSC, PAL, Video Format
- » Video Input: 1x Cinch, 1x S-Video
- » NTSC: 720 x 480 30fps (Frames per Second)
- » PAL: 720 x 576 25fps (Frames per Second)

System Required

- » USB 2.0
- » Windows 2000, XP, Vista
- » CPU: Pentium III or better

Article No Z60004

Battery and Charger




Article No	Description
Z6000	Battery 3,7V
Z6001	Battery charger 220V
Z6002	Battery charger 110V

Mirror and Others

Article No	Description
S43010	Mirror 35-70° 4,3mm
S43020	Mirror 45-90° 4,3mm
S40030	Mirror 55-120° 4,3mm
S40050	Magnet 4,3mm
S55010	Mirror 35-70° 5,5-6mm
S55020	Mirror 45-90° 5,5-6mm
S55030	Mirror 55-120° 5,5-6mm
S55050	Magnet 5,5-6mm
S55040	Guide Ball 5,5-6mm
S80010	Mirror 35-70° 8mm
S80020	Mirror 45-90° 8mm
S80030	Mirror 55-120-70° 8mm
S80050	Magnet 8mm
S10010	Mirror 35-70° 10mm
S10020	Mirror 45-90° 10mm
S10030	Mirror 55-120° 10mm
S10050	Magnet 10mm
S10040	Guide Ball 10mm

ADROLOOK ENDOSKOPE



Adronic Components GmbH

Bodelschwinghstrasse 32
D-75031 Eppingen

Tele: +49 (0) 7262 912360

Fax: +49 (0) 7262 912361

E-Mail: info@adrolook.com

Adrolook is a registered Trademark from Adronic Components GmbH

All Devices are protect by EU Patent.

© Adronic Components GmbH All right reserved.