



▶ 180° opening lid as standard

WALL MOUNTING SOCKET DS3



Wall box poly 30°
513B3M25



Socket-outlet
3134017

PLUG DS3



Straight handle poly
513PD030



Inlet
3138017

MAIN FEATURES

Rated current (with wiring according to standard)	50 A	Ambient temperature	-40 °C to +60 °C
Maximum voltage	1 000 V	Flexible wiring (min-max)	6-16 mm ²
IP protection lid closed	IP55	Stranded wiring (min-max)	10-25 mm ²
IP protection plug connected	IP54	Other wiring	on request
Shock resistance	IK08	Keying positions	24

Load-break capability of the DECONTACTOR™

Comply with IEC/EN 60309-1 and IEC/EN 60309-4 standards	(50 A/690 V) or (45 A/1 000 V)
Load-break capability according to IEC/EN 60947-3/AC-22 A	32 A/690 V
Load-break capability according to IEC/EN 60947-3/AC-23 A	50 A/400 V
Short-circuit current I _{cc}	10 kA
Power kW AC-22/AC-23	30 kW

SOCKET-OUTLET female DS3 (50 A)



INLET male DS3 (50 A)



Dual-voltage socket-outlet (see p. 7)

20-24 V AC	2P	313408A	313808A
220-250 V AC	1P+N+E	3134015	3138015
380-440 V AC	3P+E	3134013	3138013
220-250 V AC / 380-440 V AC	3P+N+E	3134017	3138017
660-690 V AC	3P+E	3134193	3138193
380-400 V AC / 660-690 V AC	3P+N+E	3134197	3138197
1 000 V AC	3P+E	3134223	3138223
Auxiliaries 16 A/400 V AC	+ 2 contacts	Ref. + 972	Ref. + 972
Auxiliaries 16 A/400 V AC	+ 4 contacts	Ref. + 264	Ref. + 264

▶ Other voltages, frequencies and contact configurations are available (see page 10).



For a black colour GRP housing replace the second reference character 1 with 5.

INFO+

OPTIONS AND ACCESSORIES

Find the boxes, sleeves and handles at the end of the section page 45.





ACCESSORIES

(SEE PAGE 238 TO CROSS REFERENCE WITH OLDER PART NUMBERS)

BOXES



DS1
size 2

DS3
size 3

DS6
size 4



DS9
size 5

DS2
size 6


DS4
size 7




POLY BOX

	30°	M20	512B3M20					
	30°	M25	512B3M25	513B3M25				
	30°	M32			514B3M32			
	30°	M40			514B3M40			
	30°	M20	552B3M20					
	30°	M25	552B3M25	553B3M25				
	30°	M32			554B3M32			
	30°	M40			554B3M40			

METAL BOX (+ EARTHING WIRE)


	20°	M20	592B2M20	593B2M20				
	20°	M25	592B2M25	593B2M25	594B2M25			Ref. +EMC
	20°	M32		593B2M32	594B2M32			Ref. +EMC
	20°	M40			594B2M40			Ref. +EMC

POLY BOX + POLY SLEEVE (BLACK VERSION SEE ACCESSORIES DXN PAGE 169)




	70°	Without Hole	512C7000	513C7000	514C7000			
	70°	Ø M20	512C7M20					
	70°	Ø M25	512C7M25	513C7M25				
	70°	Ø M32	512C7M32	513C7M32	514C7M32			
	70°	Ø M40	512C7M40	513C7M40	514C7M40			

Extra earth bar
ref: 51AA089

METAL BOX (+ EARTHING WIRE) + POLY SLEEVE

	30°	M20	512C3M20	513C3M20				
	30°	M25	512C3M25	513C3M25	514C3M25			
	30°	M32	512C3M32	513C3M32	514C3M32	515C3M32		
	30°	M40	512C3M40	513C3M40	514C3M40	515C3M40		
	30°	M50			514C3M50	515C3M50		
	30°	M63				515C3M63		

METAL BOXES WITH METAL SLEEVE (+ EARTHING WIRE)

	30°	M20	592C3M20	593C3M20				
	30°	M25	592C3M25	593C3M25	594C3M25			Ref. +EMC
	30°	M32	592C3M32	593C3M32	594C3M32	595C3M32		Ref. +EMC
	30°	M40		593C3M40	594C3M40	595C3M40		Ref. +EMC
	30°	M50			594C3M50	595C3M50		Ref. +EMC
	30°	M63				595C3M63		Ref. +EMC
	0°	M20	592C0M20	593C0M20				
	0°	M25	592C0M25	593C0M25	594C0M25			Ref. +EMC
	0°	M32	592C0M32	593C0M32	594C0M32	595C0M32		Ref. +EMC
	0°	M40		593C0M40	594C0M40	595C0M40		Ref. +EMC
	0°	M50			594C0M50	595C0M50		Ref. +EMC
	0°	M63				595C0M63		Ref. +EMC
	70°	M20		593C7M20				
	70°	M25		593C7M25	594C7M25			Ref. +EMC
	70°	M32		593C7M32	594C7M32	595C7M32		Ref. +EMC
	70°	M40		593C7M40	594C7M40	595C7M40		Ref. +EMC
	70°	M50			594C7M50	595C7M50		Ref. +EMC
	70°	M63				595C7M63		Ref. +EMC









ACCESSORIES






(SEE PAGE 238 TO CROSS REFERENCE WITH OLDER PART NUMBERS)

BOXES			DS1 size 2	DS3 size 3	DS6 size 4	DS9 size 5	DS2 size 6	DS4 size 7	
METAL BOXES WITH METAL SLEEVE (+ EARTHING WIRE)									
	0°	M50				595E0M50			Ref. +EMC
	30°	M50				595E3M50			Ref. +EMC
	30°	M63				595E3M63			Ref. +EMC
	70°	M50				595E7M50			Ref. +EMC
	70°	M63				595E7M63			Ref. +EMC
	60°	M50					596E6M50		Ref. +EMC
	60°	M63					596E6M63		Ref. +EMC
	60°	M75					596E6M75		Ref. +EMC
METAL BOXES WITH METAL SLEEVE AND METAL CABLE GLAND (+ EARTHING WIRE)									
	70°	35-46 mm						577C763M	
	70°	48-65 mm						577C775M	

SLEEVE		DS1 size 2	DS3 size 3	DS6 size 4	DS9 size 5	DS2 size 6	DS4 size 7	
POLY SLEEVE								
	30°	512M3	513M3	514M3	515M3			
	30°	552M3	553M3	554M3	555M3			
	70°	512M7	513M7	514M7				
	70°	552M7	553M7	554M7				
METAL SLEEVE								
	0°	592M0	593M0	594M0	595M0	596M0		Ref. +EMC
	30°	592M3	593M3	594M3	595M3			Ref. +EMC
	60°					596M6		Ref. +EMC
	60°						597M6	
	70°		593M7	594M7	595M7			Ref. +EMC

HANDLE		DS1 size 2	DS3 size 3	DS6 size 4	DS9 size 5	DS2 size 6	DS4 size 7	
POLY HANDLE WITH GLAND								
	5-21 mm	512P0D21						
	10-30 mm		513P0D30					
	13-35 mm			514P0D35				
	5-21 mm	552P0D21						
	10-30 mm		553P0D30					
	13-35 mm			554P0D35				
	40-63 mm					516P0D63		
ELASTOMER HANDLE WITH GLAND								
	18-25 mm				555P0D25			Ref. +443
	25-35 mm				555P0D35	556P0D35		Ref. +443
	35-45 mm				555P0D45	556P0D45		Ref. +443
	45-49 mm				555P0D49	556P0D49		Ref. +443
POLY HANDLE WITH POLY CABLE GLAND (BLACK COLOR VERSION REPLACE 1 BY 5)								
	5-12 mm	512P020P						Ref. +443
	9-18 mm	512P025P	513P025P					Ref. +443
	14-25 mm	512P032P	513P032P	514P032P	515P032P			Ref. +443
	18-32 mm	512P040P	513P040P	514P040P	515P040P			Ref. +443
	24-38 mm			514P050P	515P050P			Ref. +443
	35-48 mm				515P063P	516P063P		
POLY HANDLE WITHOUT CABLE GLAND (METRIC THREAD ENTRY, BLACK COLOR VERSION REPLACE 1 BY 5)								
	M20	512P0M20	513P0M20					Ref. +443
	M25	512P0M25	513P0M25					Ref. +443
	M32	512P0M32	513P0M32	514P0M32				Ref. +443
	M40	512P0M40	513P0M40	514P0M40				Ref. +443
	M50			514P0M50	515P0M50			
	M63				515P0M63	516P0M63		
	M75					516P0M75		

LEGEND FOR OPTIONAL ACCESSORIES






-  Angle
-  Threading or gland size
-  EMC option
-  HT 240° C
-  Self-ejection

INFO +






ACCESSORIES

(SEE PAGE 238 TO CROSS REFERENCE WITH OLDER PART NUMBERS)

HANDLE		DS1 size 2	DS3 - DSHT size 3	DS6 size 4	DS9 size 5	DS2 size 6	DS4 size 7	
METAL HANDLE WITH METAL GLAND (+ EARTHING WIRE)								
	7-13 mm	592P020M	593P020M					
	8-16 mm	592P025M	593P025M	594P025M				Ref. +EMC (9-16 mm)
	16-24 mm	592P032M	593P032M	594P032M	595P032M			Ref. +EMC (11-21 mm)
	22-32 mm		593P040M	594P040M	595P040M			Ref. +EMC (19-28 mm)
	34-44 mm			594P050M	595P050M			Ref. +EMC (27-35 mm)
	35-48 mm				595P063M			Ref. +EMC (34-45 mm)
	12-20 mm		573P025M185					
	16-24 mm		573P032M185					
METAL HANDLE WITH INTEGRATED CABLE CLAMP								
	40-54 mm					596P0D54		
	54-63 mm					596P0D63		
	53-57 mm						577P0D57	
	58-62 mm						577P0D62	
	62-68 mm						577P0D68	
	69-73 mm						577P0D73	
METAL HANDLE WITHOUT CABLE GLAND (METRIC THREAD ENTRY)								
	M20	592P0M20	593P0M20					
	M25	592P0M25	593P0M25	594P0M25				Ref. +EMC
	M32	592P0M32	593P0M32	594P0M32	595P0M32			Ref. +EMC
	M40		593P0M40	594P0M40	595P0M40			Ref. +EMC
	M50			594P0M50	595P0M50	596P0M50		Ref. +EMC
	M63				595P0M63	596P0M63		Ref. +EMC
	M75					596P0M75		Ref. +EMC

LEGEND FOR OPTIONAL ACCESSORIES

-  Angle
-  Threading or gland size
-  EMC option
-  HT 240° C
-  Self-ejection

INFO +