

**ECOdrive**

Programmable digital ECOdrive LED driver providing standard LED fixtures with the smoothest flicker-free dimming to 1% light output, delivering value to any application. The LED driver is compatible with the DALI-2 lighting control protocol, and works seamlessly together with LED modules, controls and intelligent luminaire elements.

**Product offering**



**ECOdrive 75L-M1M0D**

Part number (P/N)	EC75L-M1M0D2
Product description	ECOdrive, 75W, DALI-2, 1 control channel, constant current, 1x 55V output, side feed, long metal

**Features & benefits**

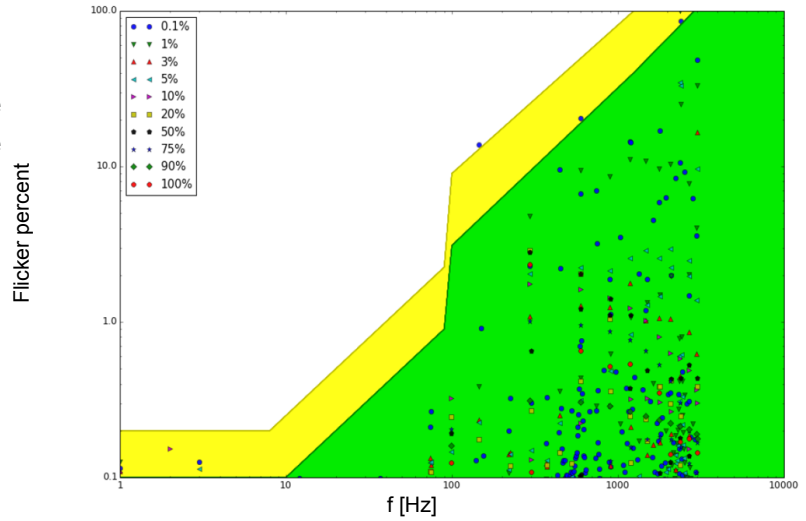
Natural dimming	Dim to 1%, smooth brightness changes, excellent flicker performance, adaptable dimming curves, configurable minimum dimming level
LEDcode	LEDcode2 connects to integrated digital accessories, supports location-based IoT applications and enables wired and wireless lighting control through LEDcode peripheral devices
Programmable	Fine-tune your driver for any application
Performance	Universal input voltage range, low inrush current and total harmonic distortion (THD), high power factor and efficiency
Camera compatibility	Hybrid HydraDrive technology is proven to work in TV studios and security camera environments

Project name:	Contact details:
Project number:	
LED driver order number:	

## Typical flicker performance

Typical flicker performance

Typical flicker percent as a function of frequency, measured across the dimming range. The results are overlaid with the low-risk (yellow) and no observable effect (green) levels as defined in IEEE P1789.



## Electrical specifications

Driver type	Constant current
Number of LED outputs	1 (UL Class 2)
Maximum LED output power	75W
Programmable LED output current range	700 - 2100mA
LED output type	Programmable in 1mA increments within specified current range
LED output voltage range	2 - 55V
Auxiliary output	4V - 24V DC, 100mA maximum
Nominal input voltage range AC	120 - 250V (ENEC), 120 - 277V (UL)
Nominal input voltage range DC	120 - 250V
Control protocol	DALI-2 Device Type 6 LEDcode2
Control channels	1

## Certifications



## Warranty

Warranty period [General Terms and Conditions](#)

## Dimensions, weight, packaging

Length (L) typical: 424.0 mm / 16.69 in

Width (W) typical: 30.2 mm / 1.19 in

Height (H) typical: 26.8 mm / 1.06 in

Weight 385 g

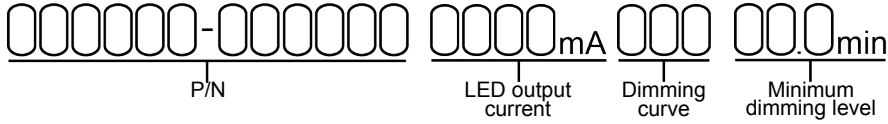
Products per box 50 pcs

## Connector layout

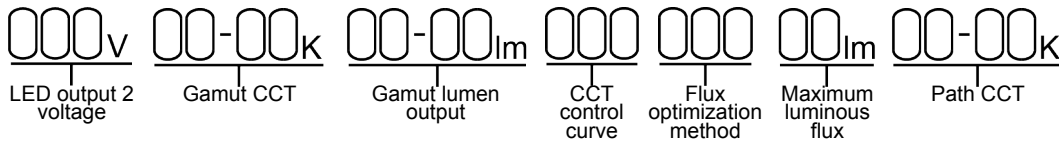
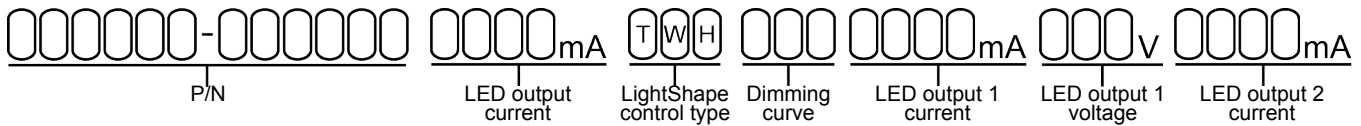


**Order number configurator**

**Standard**



**LightShape**



P/N	LED driver part number
LED output current	Enter value in 1mA increments, e.g. "811" for 811mA
Dimming curve	"LOG" for logarithmic (default) "LIN" for linear
Minimum dimming level	Leave blank for default minimum dimming level of 1.0%. Specify in 0.1% increments, e.g. "10.5" for 10.5%.
AUX voltage	The AUX voltage is selectable in 1V increments between 4V and 16V and 2V increments between 16V and 24V.  <b>If left blank, the default AUX voltage is 16V.</b>
AUX standby	The AUX output can be either "ON" or "OFF" when the driver is in standby mode. If a peripheral device depends on the AUX for normal operation, even if the driver is in standby mode, this option should be set to "ON". If AUX is not used to power any peripheral device, the AUX may be set to "OFF" during standby; this ensures that the total driver standby power is less than 0.5W.  <b>If left blank, the default AUX standby option is "ON".</b>

---

**Europe, Rest of World**

eldoLED B.V.  
Science Park Eindhoven 5125  
5692 ED Son  
The Netherlands

E: [info@eldoled.com](mailto:info@eldoled.com)  
W: [www.eldoled.com](http://www.eldoled.com)

**North America**

eldoLED America  
One Lithonia Way  
Conyers, GA 30012  
USA

E: [info@eldoled.com](mailto:info@eldoled.com)  
W: [www.eldoled.com](http://www.eldoled.com)

---